

113-114 年教育部雙語數位學伴營運中心計畫

雙語數位教學教案

教案作者		陳佳渝
主題/單元名稱		Share with Care
語言別		<input type="checkbox"/> 本土語雙語 <input checked="" type="checkbox"/> 英語文雙語
年級別		四年級以上
教案節數		共 4 節，160 分鐘
設計理念		<p>【設計理念】</p> <p>中年級的學生開始上電腦課，也開始會學習使用平板融入學習（如使用 Pagameo、因才網、Cool English 等學習網站）。這些學習網站的帳號密碼通常是老師或家長協助設定的。但學生在課餘時間通常會加入許多社群網站來觀看網路影片、玩遊戲，或是與同學朋友們進行網路聊天。家長或老師往往會擔心網路上充滿誘惑與危機。因此，教學者想設計此課程，用輕鬆的方式帶領學生討論如何保護個人資訊，如何合理的在網路上發言，並且了解網路上有許多深不可測的複雜性。</p>
核心素養	總 綱	<p>A2 系統思考與解決問題</p> <p>B1 符號運用與溝通表達</p>
	領 綱	<p>資 E1 認識常見的資訊系統。</p> <p>資 E4 認識常見的資訊科技共創工具的使用方法</p> <p>資 E5 使用資訊科技與他人合作產出想法與作品。</p> <p>資 E7 使用資訊科技解決生活中簡單的問題。</p> <p>資 E10 了解資訊科技於日常生活之重要性。</p> <p>資 E11 建立康健的數位使用習慣與態度。</p> <p>資 E12 了解並遵守資訊倫理與使用資訊科技的相關規範。</p>

議題	學習主題	資訊教育：網路的聰明使用者（Share with Care）
	實質內涵	<p>資 E1 認識常見的資訊系統。</p> <p>資 E4 認識常見的資訊科技共創工具的使用方法</p> <p>資 E5 使用資訊科技與他人合作產出想法與作品。</p> <p>資 E7 使用資訊科技解決生活中簡單的問題。</p> <p>資 E10 了解資訊科技於日常生活之重要性。</p> <p>資 E11 建立康健的數位使用習慣與態度。</p> <p>資 E12 了解並遵守資訊倫理與使用資訊科技的相關規範。</p>
學習重點	學習內容	<p><資訊教育></p> <p>資議 S-II-1 常見網路設備、行動裝置及系統平台之功能體驗。</p> <p>資議 T-II-2 網路服務工具的基本操作。</p> <p>資議 T-III-3 網路服務工具的應用。</p> <p>資議 T-II-3 數位學習網站與資源的體驗。</p> <p>資議 H-II-1 健康數位學習習慣的介紹。</p> <p>資議 H-II-2 資訊科技合理使用原則的介紹。</p> <p>資議 H-II-3 資訊安全的基本概念。</p> <p><英語文></p> <p>B-II-1 第二學習階段所學字詞及句型的生活溝通</p>
	學習表現	<p>資議 c-II-1 體驗運用科技與他人互動與合作的方法。</p> <p>資議 p-II-1 認識以資訊科技溝通的方法。</p> <p>資議 a-II-1 感受資訊科技於日常生活的重要性。</p> <p>資議 a-II-2 概述健康的資訊科技使用習慣。</p> <p>資議 a-II-3 領會資訊倫理的重要性。</p> <p>資議 a-II-4 體會學習資訊科技的樂趣。</p> <p>英 1-II-7 能聽懂課堂中所學的字詞。</p> <p>英 1-II-10 能聽懂簡易句型的句子。</p> <p>英 2-II-3 能說出課堂中所學的字詞。</p> <p>英 6-II-2 積極參與各種課堂練習活動。</p>

		<p>英 2-II-6 能以正確的發音及適切的語調說出簡易句型的句子。</p> <p>英 5-II-3 能以正確的發音及適切的速度朗讀句型的句子。</p>
學生先備知識		<p><資訊教育></p> <ol style="list-style-type: none"> 1. 上過電腦課，使用過電腦及週邊設備。 2. 使用過網路及 Youtube 網站。 3. 使用過網路身份(username) 及密碼(password)。 4. 使用過數位互動學習資源平台或軟體(如 Wordwall, Canva, Mentimeter, Lucidchart, Padlet) <p>英語文></p> <ol style="list-style-type: none"> 1. 學過三年級英語句型。(例如 翰林版 Here We Go Book 1, 2) <ul style="list-style-type: none"> ● What's your name? My name is _____. ● What's this? It's a/an _____. ● What color is it? It's _____. ● Can you _____ ? Yes, I can. No, I can't. 2. 學過的四年級英語句型(例如 翰林版 Here We Go Book 3, 4) <ul style="list-style-type: none"> ● Is he (happy, sad, angry, tired) ? Yes, he is. / No, he isn't. ● Are you ok? ● Is there a _____ on the desk? ● What are these? They are _____. ● What are those? They are _____.
核心學習目標		<ol style="list-style-type: none"> 1. 能使用英語及本國語言參與學習活動。 2. 能聽懂電腦、螢幕、滑鼠、游標、鍵盤、耳機、麥克風的英文名稱 (computer, monitor mouse, cursor, keyboard, earphone, microphone) 。 3. 能用簡單英文句型表達想法。 2. 能舉出安全密碼 (password)的重要，及了解資訊安全的重要。 4. 能使用資訊科技來解決生活上的問題。 5. 能培養健康合理的網路使用心態。 6. 能使用科技共創工具 (Google forms, Canva Whiteboard, Mentimeter 軟體, Lucid Chart, 以及 Padlet) 與他人互動與合作。 7. 能使用資訊科技工具來表達意見與溝通。 8. 知道網路世界的多元複雜性。


教學設備/資源	<p>數位設備：電腦或筆電或平板、耳機、麥克風、Microsoft Teams</p> <p>網站：Google、Canva、Mentimeter、Wordwall、Youtube、Lucid Chart, Padlet</p> <p>第一節課：</p> <ul style="list-style-type: none"> ➤ Youtube 影片:Computer Basics - Parts of the Computer> Computer Basics - Parts of the Computer - Educational video for children ➤ Wordwall 電腦周邊配備英文名稱 https://wordwall.net/resource/80210441/s1-basic-computer-hardware-peripherals ➤ Canva 白板 https://rb.gy/h8vqi4 ➤ Google 表單 https://forms.gle/rtWZgJqMtRjvtr5n8 <p>第二節課：</p> <ul style="list-style-type: none"> ➤ Wordwall 複習電腦周邊配備英文名稱 https://wordwall.net/resource/80210441/s1-basic-computer-hardware-peripherals ➤ 猜猜 2024 年台灣人十大愛用密碼 https://www.menti.com/al9dj3v3g6r8 ➤ 評分密碼強度 https://www.menti.com/alc4jx9zxyf1 ➤ Canva 簡報、Canva 白板 https://reurl.cc/74WLYN ➤ Mentimeter 學習反思調查 https://www.menti.com/alsx5cv3qkrc <p>第三節課</p> <ul style="list-style-type: none"> ➤ Youtube 影片:Dr. Evil's Internet Schemes Cybersecurity Training for Kids ➤ Canva 白板 (The story of Dr. Evil) https://reurl.cc/eGZbdm ➤ Wordwall 複習網路安全自我保護 https://wordwall.net/resource/80416672 ➤ <Youtube 影片:Ollie is scared> Ollie is Scared! - Read Along Stories for Kids (Animated Bedtime Story) #Bullying Storyberries.com

- Mentimeter 線上互動式提問回答
<https://www.menti.com/alur2dswdm6y>
- Canva 簡報、Canva 白板(留言給 Ollie) <https://reurl.cc/jQO4K2>
- Canva 白板 (我的學習反思) <https://reurl.cc/36ZAgL>

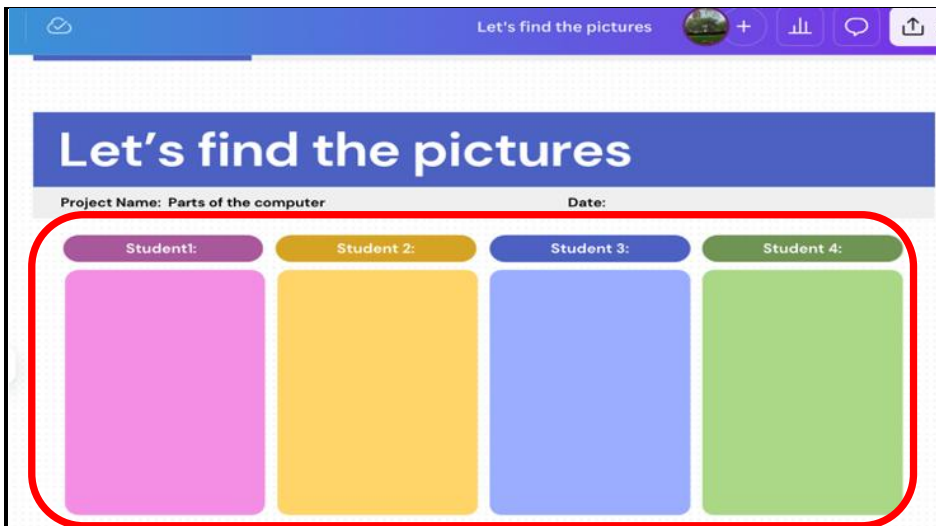
第四節課

- Mentimeter 線上互動式提問回答
<https://www.menti.com/alur2dswdm6y>
- Youtube 影片:The Internet is like a puddle>
- Lucid Chart (影片觀後討論維恩圖) <https://reurl.cc/M6L4dn>.
The internet is like a Puddle Shona Innes
- Canva 簡報
- Padlet Storywall (完成學習單)
https://padlet.com/t039_19/after-reading-the-storybook-cbeecl12p40770b7

教學活動設計	
節次規劃 概念說明	<div style="text-align: center;"> <div>網路分享停看聽 Share with Care</div> <div> <div>認識視訊設備</div> <div>第一節</div> <div>熟悉彼此的遠距數位教學環境。 用英語介紹自己及自己的視訊設備。</div> </div> <div> <div>網路上保護個人隱私</div> <div>第二節</div> <div>認識網路上建立安全密碼保護個人資訊的方法。 用英語介紹自己在網路</div> </div> <div> <div>網路上 善手伸出</div> <div>第三節</div> <div>認識在網路上自我揭露時需要保護自己並尊重他人。 用英語對他人表達關心</div> </div> <div> <div>當個細心的網路使用者</div> <div>第四節</div> <div>從繪本中認識網路像是個大池塘，有趣也可能深陷其中。 用英語說明網路與池塘</div> </div> </div>
	第一節
學習目標	1.能聽懂英文問題，並能以簡單英語回應。(1-1, 1-2) 2.能使用簡單英文表達對他人的正面意見。(2-1) 3.能以圖片或動作表達對他人的正面意見。(3-1) 4.能正確操作視訊教學設備。(4-1, 4-2) 5.能運用 Canva 白板功能與他人合作。(5-1) 6.能使用數位學習平台。(6-1) 7.能使用 Google 表單功能進行學習反思。(7-1)

<p>T: Great. It's great to have you all here today. Let's learn about the parts of the computer. (教師可以在鏡頭前展示視訊設備的圖卡: 麥克風, 喇叭, 螢幕, 滑鼠等)</p> <p>Ss: Okay.</p> <p><Youtube 影片:Computer Basics - Parts of the Computer> Computer Basics - Parts of the Computer - Educational video for children</p> <div data-bbox="116 607 497 860">  <p>MONITOR</p> </div> <p>(Target vocabularies: monitor, keyboard, CPU, mouse, cursor, speaker)</p> <p>T: Let's get familiar with them.</p> <ol style="list-style-type: none"> (1) Can you point to your microphone? (請學生指出 microphone) (2) Can you turn on (and turn off) your microphone? (3) Can wave your hand and say hi to me? (4) Can you point to your keyboard? (請學生指出 keyboard) (5) Can you type "Hi" on your keyboard? <p>T: Very Good. You are good at playing with Google Teams.</p> <p>(補充：教師在螢幕前會利用實物以及投影片幫助學生了解老師的提問, 教師提問這些問題可以引導學生仔細聽英語問句, 做出正確指令, 同時檢查學生們的電腦設備是否正常)</p> <div data-bbox="116 1753 296 1805"> <p>(2) □說練習</p> </div> <div data-bbox="156 1816 1062 1924"> <p>Is there a _____ on your desk? Yes, there is.</p> </div> <p>T: Is there a mouse on your desk? (老師點人回答, 回答中英文皆可)</p>	<p>5'</p> <p>5'</p>	<p>4-1 能欣賞英語影片</p> <p>1-1 能聽懂英文問題・並能以簡單英語回應</p> <p>4-2 能夠打字</p>
--	---------------------	---

<p>S1: _ _ _ .</p> <p>T: Good. Is there a speaker on your desk?(老師點人回答, 回答中英文皆可)</p> <p>S2: _____.</p> <p>T: Nice. Is there a keyboard on your desk?(老師點人回答, 回答中英文皆可)</p> <p>S3: _____.</p> <p>T: Lovely. Is there a microphone on your desk?(老師點人回答, 回答中英文皆可)</p> <p>S4: _____.</p> <p>T: We have a mouse, a keyboard, a monitor, a speaker, a microphone on our desks. Let's learn more about the items.</p>	5'	1-1 能聽懂英文問題・並能以簡單英語回應 (Is there a mouse on your desk?/ Yes, there is.)
<div data-bbox="118 757 450 806" data-label="Section-Header"> <p>(3) Wordwall 自編測驗</p> </div> <p>T: Do you know them now? Let's practice.</p> <p>https://wordwall.net/tc/resource/80210441/s1-basic-computer-hardware-peripherals</p> <p>T: Let's take a look at the ladder board (排行榜). All of you have finished the wordwall quiz. The fastest student is _____. The second fast student is _____. The third one student is _____. And the fourth student is. _____.</p> <p>T: Well done. You know more about the parts of your computer now.</p> <div data-bbox="118 1361 450 1415" data-label="Section-Header"> <p>【綜合活動 Wrap up】</p> </div>	5'	3-1 能使用圖片或動作表達對他人的正面意見。
<div data-bbox="118 1473 539 1527" data-label="Section-Header"> <p>(1) Canva 白板及 Canva 簡報</p> </div> <p>T: We are going to use Canva Whiteboard to practice typing and speaking.</p> <p>T: There are some colored boxes on the whiteboard. What colors are they? Ss: They are purple, orange, blue, and green.</p> <p>T: Yes, they are.</p>		6-1 能完成 wordwall 測驗
		5-1 能使用 Canva 的白板功能



5'

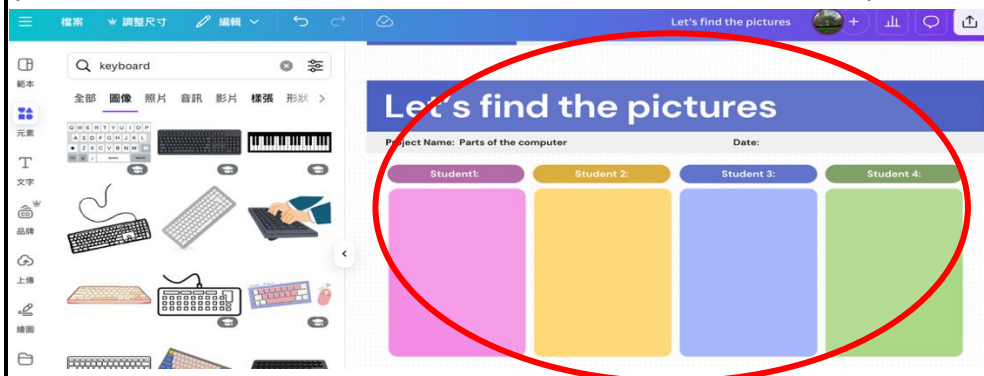
T: On the top of the colored boxes, there are your names in the small bars. Do you see your names there?

Ss: Yes, I do. I see my names.

T: Good. Let's play with Canva Whiteboard together.

T: As you can see, when I click on the link, <https://rb.gy/h8vqi4>, the whiteboard pops out. Do you see your names in the bars? Student 1's name is in the purple bar. Student 2's name is in the orange bar. Student 3's name is in the blue bar. And the Student 4's name is in the green bar. Right?

(教師指導學生操作白板, 告訴學生等等要把找到的圖片放何處)

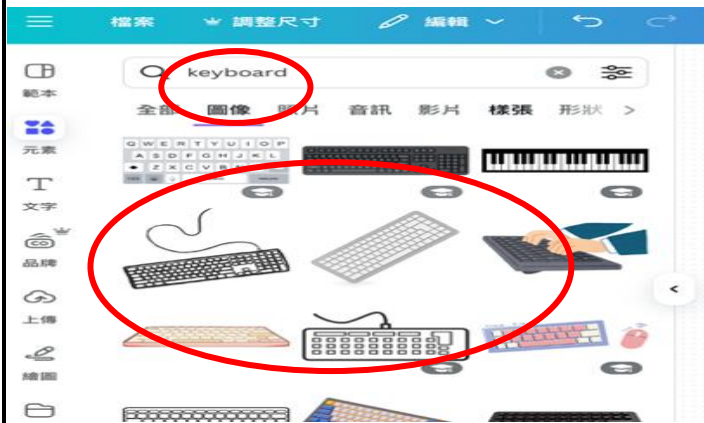


Ss: (Yes.回答中英文皆可)

T: Let me show you how to do it. Step No. 1, type the word 'keyboard' in the search field on the left. When you do this, many pictures of keyboard will pop out on the left. Then, Step No. 2, I click on the picture I like most, it just shows up on the right part of the whiteboard. (教師指導學生操作如下圖)

1-1 能聽懂英文問題，並能以簡單英語回應

2-1 能使用簡單英文表達對他人的正面意見



T: Try it with me. Please click on <https://rb.gy/h8vqi4>

Ss: OK.

T: Ready? Let's do it together. First, type the word "desk" in the search field.

Ss: OK.

T: Now you have many pictures of the desk. Which one do you like?

Ss: (回答中英文皆可)

T: Next, choose a picture of desk, and move the picture into your box.

Ss: OK.

T: Yes! You made it. Student 1, Student 2, Student 3, and Student 4, you all have your cute pictures.

T: Next, please find a picture of the speaker and choose one.

Ss: OK.

T: Then, find a picture of the microphone and choose one.

Ss: OK.

T: Time is up. Let's see your chosen pictures.

T: Then, we are going to talk about our pictures.

(補充：教師鼓勵學生用英語介紹自己選的不同電腦設備照片)

What are these?

They are a _____, _____, _____, and a _____.

T: What are these, S1?

S1: They are a desk, a speaker, and a microphone. (根據實際情況回答)

5-1

能使用 Canva 白板功能與他人合作

5'

1-1

能聽懂英文問題，並能以簡單英語回應

<p>T: What colors are they?</p> <p>S1: They are _____. (根據實際顏色回答)</p> <p>T: Thank you.</p> <p>T: Can S2 tell us what are those in your box?</p> <p>S2: Yes, I can.</p> <p>S2: They are a desk, a speaker, and a microphone. (根據實際情況回答)</p> <p>T: What colors are they?</p> <p>S2: They are _____. (根據實際顏色回答)</p> <p>T: Thank you.</p> <p>T: S3, can you tell us what are those in your box?</p> <p>Ss: Yes, I can.</p> <p>S3: They are a desk, a speaker, and a microphone. (根據實際情況回答)</p> <p>T: What colors are they?</p> <p>S3: They are _____. (根據實際顏色回答)</p> <p>T: S3, can you ask S4 the questions?</p> <p>S3: Yes, I can. S4, what are those?</p> <p>S4: They are a desk, a speaker, and a microphone. (根據實際情況回答)</p> <p>T: What colors are they?</p> <p>S2: They are _____. (根據實際顏色回答)</p> <p>T: Awesome. You guys are great.</p>		<p>1-1</p> <p>能聽懂英文問題，並能以簡單英語回應 (What are these? They are ____.)</p>
<p>(2) Learning Reflection 學習反思</p> <p>T: Let's recall what we learned today. 3 new vocabularies, 3 new things, and 1 new question you have for me.</p> <p>T: Please click on the link https://forms.gle/rtWZgJqMtRjvtr5n8</p> <p>T: Take your time to fill out the form. (教師提供學習檢核表連結)</p>		<p>1-1</p> <p>能聽懂英文問題，並能以簡單英語回應 (What colors are they? They are ____.)</p>

docs.google.com

What I learned in

Session 1 第一堂課我學到了

irene828@gmail.com [Switch account](#)


* Indicates required question

Email *

Record irene828@gmail.com as the email to be included with my response

Vocabulary 1 (單字1): *


It's a _____.



☐ computer
 ☐ microphone
 ☐ speaker

Vocabulary 2(單字2): *


It's a _____.



☐ computer
 ☐ microphone
 ☐ speaker

Vocabulary 3(單字3): *

It's a _____.



☐ computer
 ☐ monitor
 ☐ speaker


Things I learned No. 1 (我學到的事情1) *

「我會用英文向同學介紹自己的名字」

請幫自己評分, 從1分~5分!

1分表示還不太會

5分表示很熟練



1 ☐

2 ☐

3 ☐

4 ☐

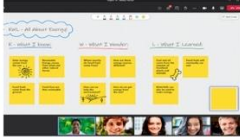
5 ☐

Things I learned No. 3 (我學到的事情3) *

「我會用白板功能來畫圖或是打字」

1分表示還不太會

5分表示很熟練



1 ☐

2 ☐

3 ☐

4 ☐

5 ☐

7-1

能使用 Google 表單進行學習反思

T: Okay. Thank you everyone.
It' s all for today. See you next time.

第二節

學習目標

1. 能聽懂英文問題，並能以簡單英語回應。(1-1, 1-2, 1-3, 1-4)
2. 能參與課堂英語對話。(2-1, 2-2)
3. 能理解強度高密碼的特徵。(3-1)
4. 能運用 Canva 白板功能與他人合作。(4-1)
5. 能使用網路服務工具進行學習反思。(5-1)

教學活動內容及實施方式

時間

對應目標之評量

【準備活動 Warm up】

(1) Greeting online

T: Hi everyone!

Ss: Hi.

Irene: I am Irene. It's good to see you again. Do you remember what we learned last time?

T: Let's try out

(2) Wordwall 自編測驗

<複習上次學的電腦周邊配備英文名稱>

<https://wordwall.net/tc/resource/80210441>



5'

4-1 能使用
wordwall 數位學
習網站

1-1 能說出視訊
相關設備的英文
名稱(keyboard,
monitor,
microphone,
earphone,
mouse)



Ss: (Answering the quiz on word wall website)

T: Nice. You know the names of the items.

【發展活動 Activity】

<教師使用 Canva 簡報, Youtube 影片 進行教學活動>

(1) Canva 簡報

T: Speaking of the Internet, I often talk with my friends on the Internet. (教師展示教師自己與親友視訊通話的照片).

T: I can talk with my friends on the Internet

T: In addition, I can play games on the Internet.

I can do homework on the Internet.

I can read on the Internet.

I can talk/chat with friends on the Internet.

I can watch videos on the Internet.

(教師展示教師使用網路玩遊戲, 做作業, 讀電子書, 看網路影片的照片).

T: How about you all?

T: What can you do on the Internet?

Ss: (回答中英文皆可)

I can play games on the Internet.

I can do my homework on the Internet.

I can read on the Internet.

I can talk/chat with friends on the Internet.

I can watch videos on the Internet.

5'

<div> <div>I can</div> <div> play games do my homework read talk with friends watch videos </div> <div>on the Internet.</div> </div>																																																														
<p>T: Thanks for sharing with me. We can do many things on the Internet.</p> <p>T: Let's talk about the passwords.</p> <p>T: Do you what the password is?</p> <p>(教師展示簡報" Let's talk about the password.")</p> <p>T: You have 1 minute to think, and then share your thoughts.</p> <p>Question1: Why do you need the password?</p> <p>Ss: (回答中英文皆可)</p> <p>Play online games. Log in pagameo.....</p> <p>T: Thank you. Here's another question for you. How do you create your password?</p> <p>Ss: (回答中英文皆可)</p> <p>My teacher gave me the password.</p> <p>(or my mother gave me the password.....)</p> <p>T: Passwords are important.</p> <p>T: Here is the news about the passwords. Let's take guess what the most common passwords are in Taiwan.</p>	<p>5'</p>	<p>2-1</p> <p>能以正確發音與語調說出目標句子(I can <u>play games/ do my homework/ read/ chat with friends/ watch videos</u> on the Internet.)</p>																																																												
<div> <div> 2024年台灣最愛使用的10組密碼 </div> <div> <table> <tr><td>第一名</td><td></td><td>使用次數：5,937</td></tr> <tr><td>第二名</td><td></td><td>使用次數：2,915</td></tr> <tr><td>第三名</td><td></td><td>使用次數：1,948</td></tr> <tr><td>第四名</td><td></td><td>使用次數：1,349</td></tr> <tr><td>第五名</td><td></td><td>使用次數：831</td></tr> <tr><td>第六名</td><td></td><td>使用次數：772</td></tr> <tr><td>第七名</td><td></td><td>使用次數：656</td></tr> <tr><td>第八名</td><td></td><td>使用次數：617</td></tr> <tr><td>第九名</td><td></td><td>使用次數：537</td></tr> <tr><td>第十名</td><td></td><td>使用次數：533</td></tr> </table> </div> <div> 2024年全球最愛使用的10組密碼 </div> <div> <table> <tr><td>第一名</td><td></td><td>使用次數：3,018,050</td></tr> <tr><td>第二名</td><td></td><td>使用次數：1,625,135</td></tr> <tr><td>第三名</td><td></td><td>使用次數：884,740</td></tr> <tr><td>第四名</td><td></td><td>使用次數：692,151</td></tr> <tr><td>第五名</td><td></td><td>使用次數：642,638</td></tr> <tr><td>第六名</td><td></td><td>使用次數：583,630</td></tr> <tr><td>第七名</td><td></td><td>使用次數：459,730</td></tr> <tr><td>第八名</td><td></td><td>使用次數：385,573</td></tr> <tr><td>第九名</td><td></td><td>使用次數：363,491</td></tr> <tr><td>第十名</td><td></td><td>使用次數：351,573</td></tr> </table> </div> </div> <p>T: You can type in here. https://www.menti.com/al9dj3v3g6r8</p>	第一名		使用次數：5,937	第二名		使用次數：2,915	第三名		使用次數：1,948	第四名		使用次數：1,349	第五名		使用次數：831	第六名		使用次數：772	第七名		使用次數：656	第八名		使用次數：617	第九名		使用次數：537	第十名		使用次數：533	第一名		使用次數：3,018,050	第二名		使用次數：1,625,135	第三名		使用次數：884,740	第四名		使用次數：692,151	第五名		使用次數：642,638	第六名		使用次數：583,630	第七名		使用次數：459,730	第八名		使用次數：385,573	第九名		使用次數：363,491	第十名		使用次數：351,573	<p>5'</p>	<p>2-2-</p> <p>能參與猜測密碼活動</p>
第一名		使用次數：5,937																																																												
第二名		使用次數：2,915																																																												
第三名		使用次數：1,948																																																												
第四名		使用次數：1,349																																																												
第五名		使用次數：831																																																												
第六名		使用次數：772																																																												
第七名		使用次數：656																																																												
第八名		使用次數：617																																																												
第九名		使用次數：537																																																												
第十名		使用次數：533																																																												
第一名		使用次數：3,018,050																																																												
第二名		使用次數：1,625,135																																																												
第三名		使用次數：884,740																																																												
第四名		使用次數：692,151																																																												
第五名		使用次數：642,638																																																												
第六名		使用次數：583,630																																																												
第七名		使用次數：459,730																																																												
第八名		使用次數：385,573																																																												
第九名		使用次數：363,491																																																												
第十名		使用次數：351,573																																																												

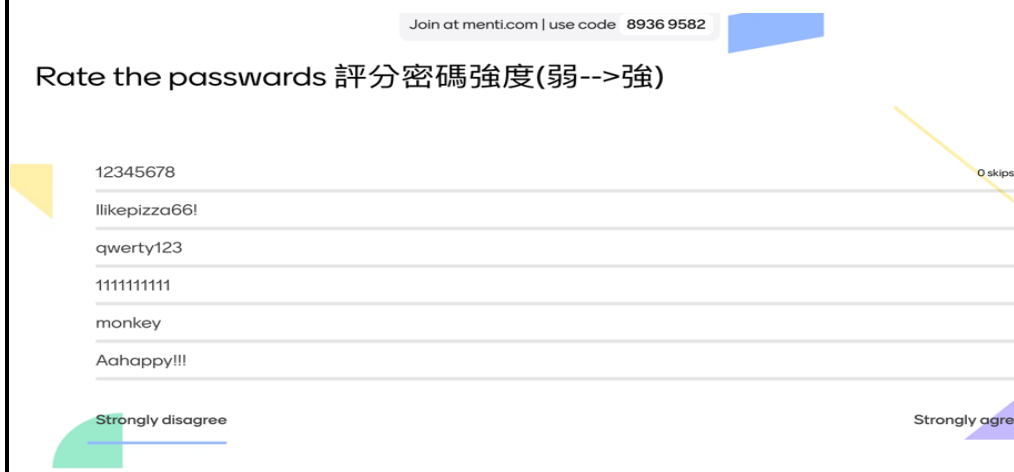
<div><div>Join at menti.com use code 8936 9582</div><div>台灣十大愛用密碼</div><div>Top 10 most used passwords: 十大愛用密碼</div><div><div><div><div>bold</div><div>creative</div><div>inspiration</div></div><div><div>leader</div><div>focus</div></div><div><div>fast</div><div>transpiration</div></div></div></div><div>5'</div></div>	<div>2-1</div> <div>能參與課堂討論活動</div>
<div><div>T: There are so many numbers on mentimeter. What are your answers?</div><div>Ss: (回答中英文皆可)</div><div>T: Some of your guesses are correct. They are the top 10 most used passwords in Taiwan in 2024. Do you think they are good passwords?</div><div>Ss: (回答中英文皆可)</div><div>T: Some passwords are strong and good, while others are neither strong nor good.</div><div>T: Do you think these 10 most common passwords are good?</div><div>Ss: (回答中英文皆可)</div><div><div><div><div>Good password</div><div><div><div></div><div></div></div></div><div><div>Strong</div><div><div></div><div></div></div></div></div><div><div>Bad password</div><div><div><div></div><div></div></div></div><div><div>Weak</div><div><div></div><div></div></div></div></div></div></div><div>5'</div></div>	<div>2-5</div> <div>能使用網路服務工具表達意見</div>
<div><div>T: Thanks for sharing your thoughts.</div><div>T: These passwords are bad passwords. Can you tell the characteristics of these passwords?</div><div>Ss: (回答中英文皆可)</div><div>(answers: (1) same number, (2) only numbers, (3) consecutive numbers, (4) consecutive letters on keyboard)</div><div>T: Now, let's find out what a good password looks like.</div></div>	



(來源 <https://shorturl.at/uOUWu>)

T: Rule No. 1, long password. Rule No. 2, Big letters and small letters. Rule No. 3 Do not use your birthday. Rule No. 4, Not your ID number. Rule No. 5. Update your passwords regularly. Rule No. 6, use special characters. Rule No. 8, use some numbers and English characters.

T: Now, I want you to rate the strongness of the passwords. If you think the password is weak, you can rate it one. 1 represents weak, and 5 represents strong. Let's try it. You can click on <https://www.menti.com/alc4jx9zxyf1>



T: What are the strong passwords here?

Ss: Ilikepizza66! Aahappy!!

T: How do you know that? Can you tell us why?

Ss: (回答中英文皆可)

(2) Canva 白板

T: We used the Canva Whiteboard last time. Let's write our ideas on

2-4
能參與課堂討論
活動

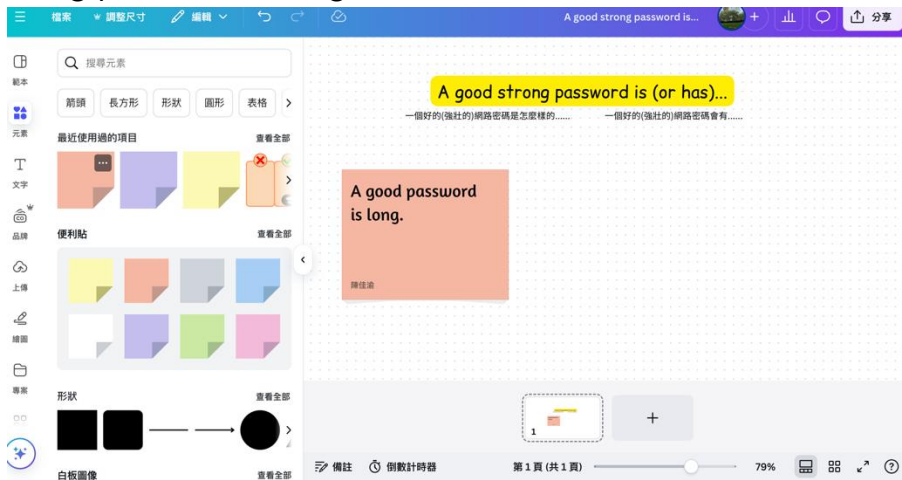
3-1-
能理解強度高密
碼的特徵

Canva today.

T: I can choose a sticky note from the left part.

(教師示範如何從左側選擇不同顏色的便利貼)

I choose the orange one, and I write a sentence on it. It's "A good strong password is long."



5'

2-1

能參與課堂討論
活動

T: Now. it's your turn to write. Please click on <https://reurl.cc/74WLYN>

T: You can write either in 中文 or in 英文.

Ss: (寫出中英文皆可)

T: Good job! Let's read your sentence. S1, can you read your sentence for us?

S1: (唸出自己的英文句子 A good password is (or has) _____.)

T: Thank you, S1. Boys and girls, do you agree with S1? If you agree with S1, please raise your hand.

Ss: (舉手表示自己同意或不同意)

T: How about S2? Can you read your sentence?

S2: (唸出自己的英文句子 A good password is (or has) _____.)

T: Thank you, S2. Do you agree with S2? If you agree with S2, please raise your hand.

T: Good job.

T: How about S3? Can you read your sentence?

S3: (唸出自己的英文句子 A good password is (or has) _____.)

T: Thank you. Boys and girls, do you agree with S3? If you agree with S3, please raise your hand.

T: Great

5'

1-1

能聽懂英文問題，並能以簡單英語回應(目標語言)

4-1

能運用 Canva 白

T: How about S4? Can you read your sentence?

S4: (唸出自己的英文句子 A good password is (or has) _____.)

T: Thank you. Boys and girls, do you agree with S4? If you agree with S4, please raise your hand.

T: How about S5? Can you read your sentence?

S5: (唸出自己的英文句子 A good password is (or has) _____.)

T: Thank you. Boys and girls, do you agree with S5? If you agree with S5, please raise your hand.

T: Excellent.

板功能與他人合
作

【綜合活動 Wrap up】

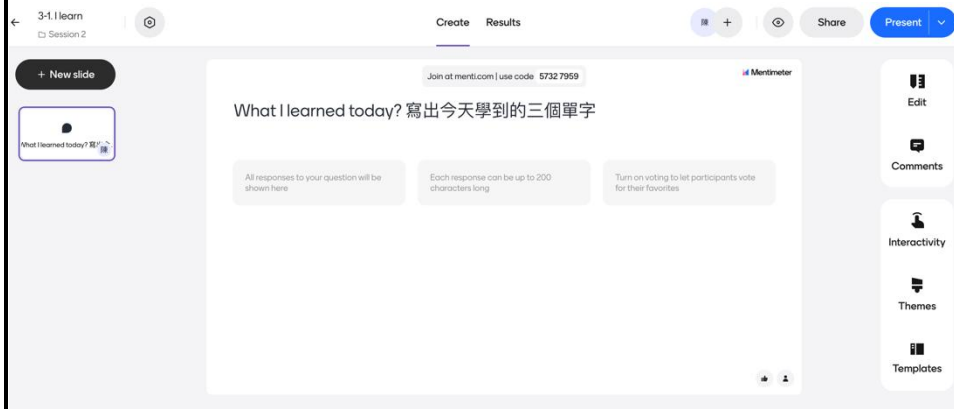
Learning Reflection 學習反思

使用即時互動網站提問與討論

(補充：以下學生可以用英文或中文回答)

T: We learned what a good password looks like today.

Please click on this website: <https://www.menti.com/alsx5cv3qkrc>



5'

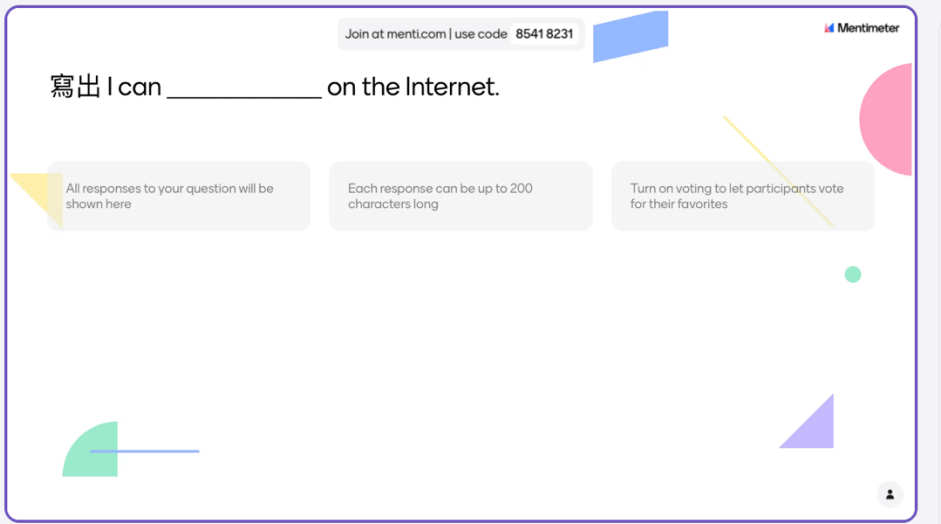
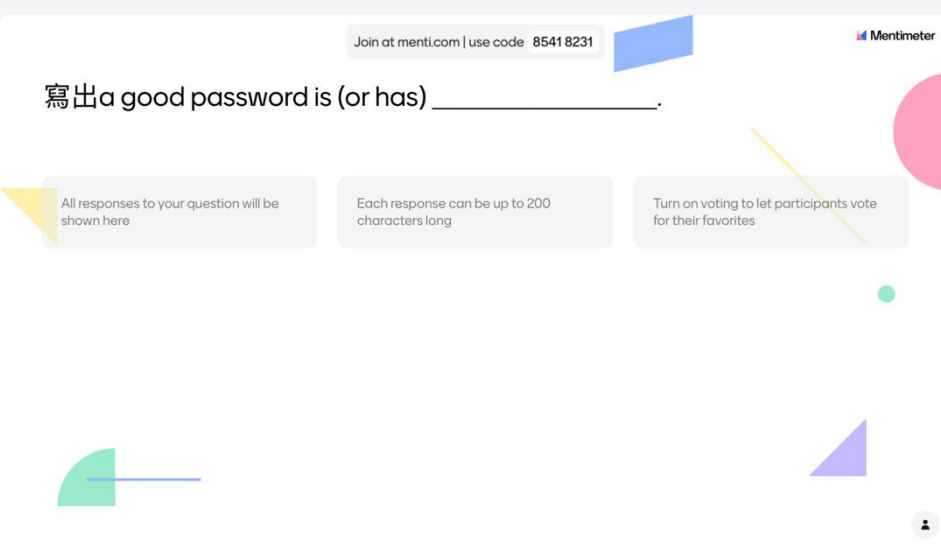
T: Let's reflect on what words and the sentences we learned today.

We learned that we can _____ on the Internet.


T: Can you read your sentence for us?

1-4

能以適切的發音
和速度朗讀句子

	5'	5-1 能使用網路服務工具 Mentimeter 參與討論
<p>T: Moreover, we learned what a good password look like? Can you type some characteristics of the good password?</p> 	5'	
<p>T: What's yours?</p> <p>Ss: (回答自己寫出的句子)</p>		1-4 能以適切的發音和速度朗讀句子

<div data-bbox="124 105 1109 656"> <div>Join at menti.com use code 8541 8231</div> <div>Mentimeter</div> <div>我有多了解設定一個安全密碼</div> <div>How much do I know how to create a good password</div> <div> <div>0</div> <div>還不太了解</div> </div> <div> <div>0</div> <div>了解一點點</div> </div> <div> <div>0</div> <div>很了解</div> </div> </div> <p>T: At the end, let's think how much we know to create a good password from this session. Please choose 1 response from 還不了解, 了解一點點, 很了解.</p>		<div>1-4</div> <div>能以適切的發音和速度朗讀句子</div> <div>5-1</div> <div>能使用網路服務工具</div> <div>Mentimeter 進行學習反思</div>
第三節		
學習目標	1.能專注欣賞英文影片，並能掌握重點。(1-1)	

	<p>2.能聽懂英文問題，並能以簡單英語回應。(2-1)</p> <p>3.能理解資訊安全的重要。(3-1, 3-2)</p> <p>4.能運用網路服務工具表達想法。(4-1, 4-2)</p> <p>5. 能參與課堂討論活動。(5-1)</p> <p>6.能運用 Canva 白板共創功能與他人合作。(6-1)</p>		
教學活動內容及實施方式	時間	對應目標之評量	
<p>【準備活動 Warm up】</p> <p>Greeting online</p> <p>T: Hi everyone!</p> <p>Ss: Hi, Irene.</p> <p>T: Last time, we learned about the passwords. Today, we are going to learn more about cyber security.</p> <p>【發展活動 Activity】</p> <p>(1)Youtube 影片與 Canva 簡報</p> <p>T: In this slide, you can see a picture with a woman in the middle. She is Dr. Evil. Dr. Evil is a bad person. She has bad ideas about stealing other people's information. Let watch a video about Dr. Evil.</p>  <p>Youtube 影片:Dr. Evil' s Internet Schemes</p> <p>Cybersecurity Training for Kids</p> <p><教師使用 Canva 白板與簡報 進行提問活動></p>	<p>'</p> <p>5'</p>	<p>1-1</p> <p>能專注欣賞英語影片</p>	

T: Dr. Evil's looks a little bit scary and creepy. Let's find out some facts about Dr. Evil. Who is she? What does she do? And how does she do it?

Please click on the link <https://reurl.cc/eGZbdm>

(教師與學生可使用此連結開啟白板如上圖, 一起記錄討論問答)



T: Who is Dr. Evil?

S: (回答中英文皆可, 並打字在互動白板上)

T: What does Dr. Evil do on the internet?

S: (回答中英文皆可, 並打字在互動白板上)

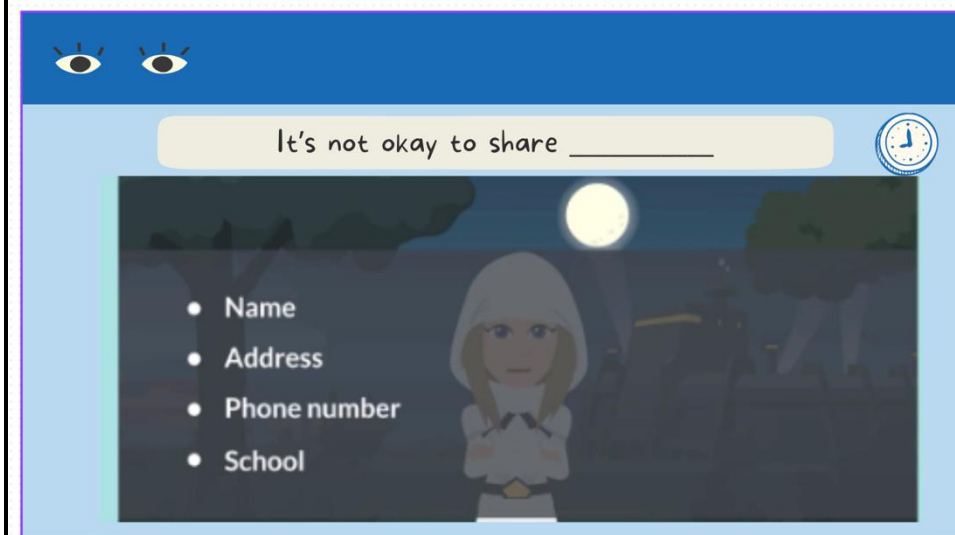
T: How does Dr. Evil do it?

S: (回答中英文皆可, 並打字在互動白板上)

T: What are the ways to prevent Dr. Evil's evil schemes on the internet?

S: (回答中英文皆可)

T: In the video, there is a slide indicating the things that are not okay to be shared on the Internet. Can you recall them?



5'

2-1

能聽懂英文問題, 並能以簡單英語回應。

5'

3-1

能說出網路上不適合分享的隱私安全內容

<p>S: (輪流回答, 回答中英皆可)</p> <p>T: Great job. As I recall, it's not okay to share real names on the Internet.</p> <p>T: Do you know other answers?</p> <p>Ss: It's not okay to share <u>full names</u> on the Internet.</p> <p>It's not okay to share <u>addresses</u> on the Internet.</p> <p>It's not okay to share <u>phone number</u> on the Internet.</p> <p>It's not okay to share <u>school</u> on the Internet.</p> <table border="1" data-bbox="119 633 1104 817"> <tr> <td>It's not okay to share</td> <td>full name address phone number school</td> <td>on the Internet.</td> </tr> </table> <p>T: Well done.</p> <p>T: Let's deepen our understanding of self-protection on the Internet. Please click on the wordwall link below. https://wordwall.net/resource/80416672/s3-cyber-security</p> <p>(2) wordwall 小測驗與 Canva 簡報</p> <p><wordwall 小測驗> - 複習影片中提到的網路安全自我保護 https://wordwall.net/resource/80416672/s3-cyber-security</p> <div data-bbox="119 1339 539 1680" data-label="Image"> </div> <div data-bbox="560 1361 1050 1680" data-label="Image"> </div>	It's not okay to share	full name address phone number school	on the Internet.	<p>5'</p>	<p>1-1 能以適當發音與語調說出目標句子</p> <p>4-1 能完成 wordwall 測驗</p>
It's not okay to share	full name address phone number school	on the Internet.			

You can
tell people online your full name.
可以在網路上分享自己的全名

A
Yes

B
No

50:50

Extra Time

You can
tell people online your address.
可以在網路上分享自己的地址

A
Yes

B
No

50:50

Extra Time

BONUS ROUND

+200
Points

+100
Points

x3
Score
Lifeline

+50
Points

-100
Points

A good password is a simple one.
網路密碼最重要的就是好記：像是生日或是電話號碼

A
Yes

B
No

50:50

Extra Time

Don't
send any pictures to strangers.
網路上不寄任何照片給陌生人

A
Yes

B
No

x2 Score

50:50

Extra Time

Ask an
adult for help if you see something strange.
網路上遇到奇怪的事情時可以請問大人

A
Yes

B
No

x2 Score

50:50

Extra Time

You
can buy things without asking your parents.
可以不徵求父母同意就在網路上買東西

A
Yes

B
No

50:50

Extra Time

You should talk to strangers.
應該在網路上跟陌生人聊天來增加朋友

A
Yes

B
No

x2 Score

50:50

Extra Time

T: Let's check the leaderboard. _____, You are good at knowing how to be safe online.

T: Can you tell me what is not okay to share on the Internet?

Ss: (回答中英文皆可)

It's not okay to share _____ on the Internet.
full name
address
phone number
school

It's not okay to share _____ on the Internet.

It's not okay to share full names on the Internet.

It's not okay to share addresses on the Internet.

It's not okay to share phone number on the Internet.

It's not okay to share school on the Internet.

T: Well done!

(3) Youtube 影片

T: In addition to protect ourselves, we also have learn about how to be nice to others on the Internet. Let watch a video about Ollie.

5'

2-1

能以適當發音與語調說出目標句子



<Youtube 影片:Ollie is scared>

Ollie is Scared! - Read Along Stories for Kids (Animated Bedtime Story) #Bullying | Storyberries.com

5'

(4) Canva 簡報

<教師使用 Canva 簡報 進行提問活動>


T: Who is this little boy?

S: (回答中英文皆可)

T: Where is he?

S: (回答中英文皆可)

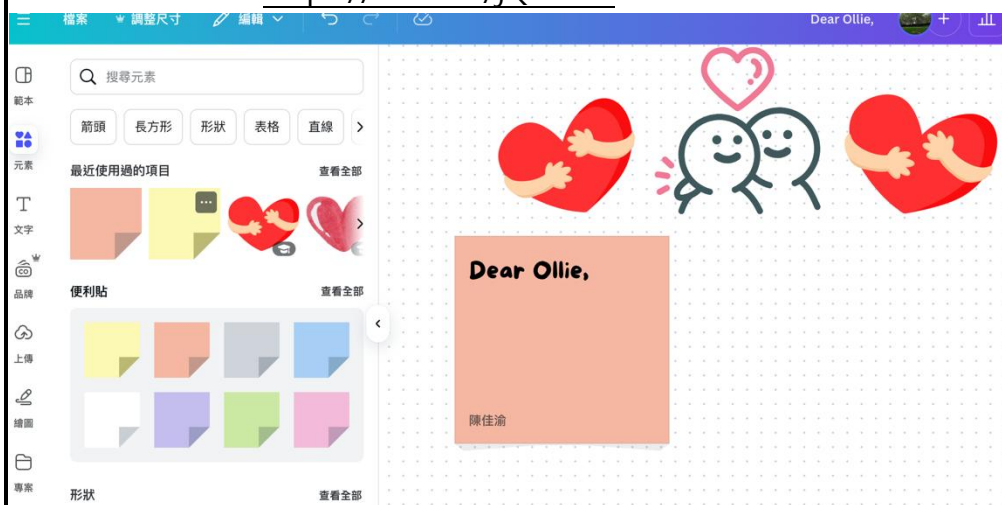
T: Is he happy?

<p>S: (回答中英文皆可)</p> <p>T: Why?</p> <p>S: (回答中英文皆可)</p> <p>T: What do Ollie's classmates say about Ollie?</p> <p>S: (回答中英文皆可)</p> <p>T: Do Ollie's classmates badmouth Ollie?</p> <p>S: (回答中英文皆可)</p> <p>T: Is it OK to badmouth people online? Why?</p> <p>S: (回答中英文皆可)</p> <p>(3) Mentimeter</p> <p>T: Let's write the reasons why it is not OK to talk about people online? Please type your answer on mentimeter</p> <p>https://www.menti.com/alur2dswdm6y</p> 	5'	1-1 能專注欣賞英語影片	
<p>T: (等待學生們的答案即時上傳 mentimeter, 並且討論分享)</p> <p>T: Thanks for your answers. Let's think about them. Why do you write this?</p> <p>Ss: (回答中英文皆可)</p> <p>T: Well said. You feel hurt when your friends badmouth you.</p> <p>T: Is badmouthing people online different from badmouthing people in real life?</p>	5'	5-1 能參與課堂討論活動	2-1 能以適當發音與語調說出目標句子

<div data-bbox="135 118 1098 499" data-label="Image"> </div> <p>Ss: (回答中英文皆可)</p> <p>T: Why do you think that way?!</p> <p>Ss: (回答中英文皆可)</p> <p>T: Virtual is real. You still feel hurt when your friends badmouth you behind your back.</p> <p>T: Do you agree with me?! Raise your hand if you agree.</p> <p>T: Who helped Ollie?</p> <p>Ss: (回答中英文皆可)</p> <p>T: What does the teacher do?</p> <p>Ss: (回答中英文皆可)</p> <p>T: : STAND UP, AND SPEAK UP.</p> <p>T: Stand up=挺身而出。Speak up=說出來。</p> <p>T: This is what you can do:</p> <p>You can <u>stand up</u>.</p> <p>You can <u>speak up</u>.</p> <p>T: You can help others.</p> <p>Ss: I can stand up. I can speak up. I can help others.</p> <p>T: Nice!</p> <div data-bbox="119 1742 335 1798" data-label="Text"> <p>(5) Canva 白板</p> </div> <p>T: Let's image if you were Ollie's friend, what could you do to cheer him up?</p> <p>Ss: (回答中英文皆可)</p> <p>T: Can we write some words to Ollie together?</p>	5'	<p>4-2</p> <p>能使用 Mentimeter 進 行討論</p> <p>5-1</p> <p>能參與課堂討論 活動</p>
---	----	---

Ss: Yes.

T: Let's do it together. Let's write some warm words to Ollie. Please click on the link. <https://reurl.cc/jQO4K2>



T: Time's up. Let's see our sticky notes. Any volunteers to read aloud your note for us?

Ss: Me. (視學生自願回答, 或由老師協助其回答)

T: Very good. Any other volunteers?

Ss: I can do it. (視學生自願回答, 或由老師協助其回答)

T: Well done.

(2) Learning Reflection

(補充：以下學生可以用英文或中文回答)

T: We watched the videos about Dr. Evil and Ollie today. Dr. Evil is bad. She steals information from the users on the Internet. While Ollie is a good boy, but is hurt by his classmates on the internet.

T: Can you think for 2 minutes and share with us what you learned from the Dr. Evil and Ollie today? You can click on the link, <https://reurl.cc/36ZAgL>, and type your thoughts.

3-2


能理解網路世界
發言的禮貌

1-1

能聽懂英文問
題，並能以簡單
英語回應

6-1


能使用 Canva 白
板功能對他人表



2-1
能聽懂英文問題，並能以簡單英語回應。

2-2
能以適當發音與語調說出目標句子

T: What do you see in the picture?
 Ss: (a dog? 回答中英文皆可)
 T: Is the dog happy?
 Ss: (回答中英文皆可)
 T: Where is the dog?
 Ss: (回答中英文皆可)
 T: What is the dog doing?
 Ss: (回答中英文皆可)
 T: Do you think the dog is good at swimming?
 Ss: (回答中英文皆可)
 T: What else do you see in the picture?
 Ss: (回答中英文皆可)
 T: Well done. Let's summarize what you see in this picture.
 Ss: I see a _____. The dog is _____. He is _____.




I see a _____. The dog is _____.
 He is _____.

T: Excellent job.

(1) Reading a Picture Book (Youtube 影片)

T: The Internet is so magic. We can have so much fun with it.
 T: Can you imagine the Internet is alike?
 Ss: (回答中英文皆可)
 T: Good ideas.
 T: Today, we are going to read a picture book "The Internet is like a puddle." It is written by Shona Innes. This is the book. What do you see in the picture.
 Ss: (回答中英文皆可)
 T: This is the book. What do you see in the picture?



1-1
能專注欣賞英語
影片

5-1
能參與課堂討論
活動

2-2
能以適當發音與
語調說出目標句
子

Ss: (回答中英文皆可)
T: What is a puddle? Can you take a guess?
T: What is this dog doing in the picture? Is it happy? What might be happening in the book?
Ss: (回答中英文皆可)
T: Good guess!
T: Let's read the book together.
<Youtube 影片:The Internet is like a puddle>
The internet is like a Puddle Shona Innes

(2) Lucidchart Graphic Organizer 提問活動
<教師使用 Canva 簡報, Lucidchart 共編網站進行提問>

T: This is a fun story. What are they?



Ss: They are the Internet and the pond. (回答中英文皆可)
T: That's right.
T: The author thinks that the Internet is like a puddle.
Can you find out what the Internet is alike, and what the puddle is alike?
Ss: (回答中英文皆可, 教師將學生的回答歸納)



The Internet is _____.
(fun, cool, easy, good)



The puddle is _____.
(water, cool, fun, cold)

T: Excellent answers. Can you say your sentences again?

Ss:

The Internet is fun.

The Internet is cool.

The Internet is easy.

The Internet is good.

The puddle is water.

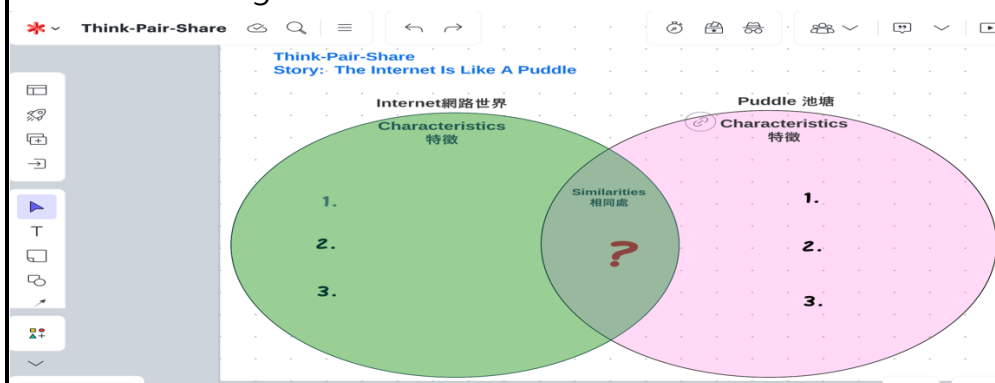
The puddle is cool.

The puddle is fun.

The puddle is cold.

T: Nice. Except for fun, cool, good. There are some more similarities between the Internet and the puddle in terms of the outlook(外觀), depth(深度), and uncertainty(不確定性).

T: Now, I want you to think about the similarities between the Internet and the pond with your partner, and share your thoughts out the Vein Diagram.



T: You can type in your thoughts by clicking on the website <https://reurl.cc/M6L4dn>. The green circle represents the Internet, and the pink circle represents the puddle.

(教師指導學生如何即時共同完成 Vein Diagram)

T: First, let's talk about the outlook. What does the Internet look like?

Ss: (回答中英文皆可, 並且打字輸入 Vein Diagram 中)

2-3

能以適切的發音
和速度朗讀句子

(The Internet is
fun/ cool.)

<p>T: How about the puddle? What does the puddle look like?</p> <p>Ss: (回答中英文皆可, 並且打字輸入 Vein Diagram 中)</p> <p>T: Are they similar?</p> <p>Ss: (回答中英文皆可, 並且打字輸入 Vein Diagram 中)</p> <p>T: Second, we can think about the depth. Is the puddle deep?</p> <p>Ss: (回答中英文皆可, 並且打字輸入 Vein Diagram 中)</p> <p>T: Is the Internet deep?</p> <p>Ss: (回答中英文皆可, 並且打字輸入 Vein Diagram 中)</p> <p>T: Are they similar?</p> <p>Ss: (回答中英文皆可, 並且打字輸入 Vein Diagram 中)</p> <p>T: Third, let's think about the uncertainty. What does uncertainty mean in the puddle?</p> <p>Ss: (回答中英文皆可, 並且打字輸入 Vein Diagram 中)</p> <p>T: What does uncertainty mean on the Internet?</p> <p>Ss: (回答中英文皆可, 並且打字輸入 Vein Diagram 中)</p> <p>T: Are they similar?</p> <p>Ss: (回答中英文皆可, 並且打字輸入 Vein Diagram 中)</p> <p>T: Well done.</p> <p>T: Last, can you tell why the author describes the Internet as a puddle?</p> <p>S: (回答中英文皆可)</p> <p>T: Thanks for the excellent work. Let's summarize the story.</p> <p>The Internet is so tempting that we all want to take advantage of it. Therefore, the author suggests that the Internet is like a puddle you can play with, and sometimes you might get in too deep.</p> <p>【綜合活動 Wrap Up】製作 Padlet 故事牆-完成學習單</p> <p>T: After discussing the story, you understand the story better.</p> <p>T: You can give your own complete responses to the key questions.</p> <p>Question 1: Do you think that the Internet is like a puddle?</p> <p>(你認為網路像是一個池塘嗎？為什麼？)</p>	<p>5-1</p> <p>能參與課堂討論活動</p> <p>6-1</p> <p>能使用 Lucid Chart 進行閱讀後的討論活動</p>
--	--

Ss: (回答中英文皆可)

Question 2: I think the Internet is fun because_____.

(你認為網路很好玩, 因為.....)

Ss: (回答中英文皆可)

Question 3: The puddle can be tricky because...

(池塘可能會變得有點棘手, 因為.....)

Ss: (回答中英文皆可)

Question 4: The Internet can be tricky because....

網路可能會變得有點棘手, 因為.....)

Ss: (回答中英文皆可)

T: Great! Thanks! like your answers.

T: You can click on this link,

https://padlet.com/t039_19/after-reading-the-storybook-cbeec12p40770b7

T: Student 1, the left row is for you. You can add your answer to the question below.

T: Let me show you how to do it. (教師指導如何在故事牆留言功能)



Ss: OK.

T: Do you finish your answer to Question 1? Let's see the storywall.

Student 1, what's your answer?

S1: (唸出自己在故事牆上打字的答案)

T: How about Student 2, Student 3, and Student 4?

S2 S3 S4: (唸出自己在故事牆上打字的答案)

T: Your answers to the Question 1 are good.

T: Do you see the picture of mouse and a monitor here? This is the Question No.2. I think the Internet is fun because ...(你認為網路很好

5-1

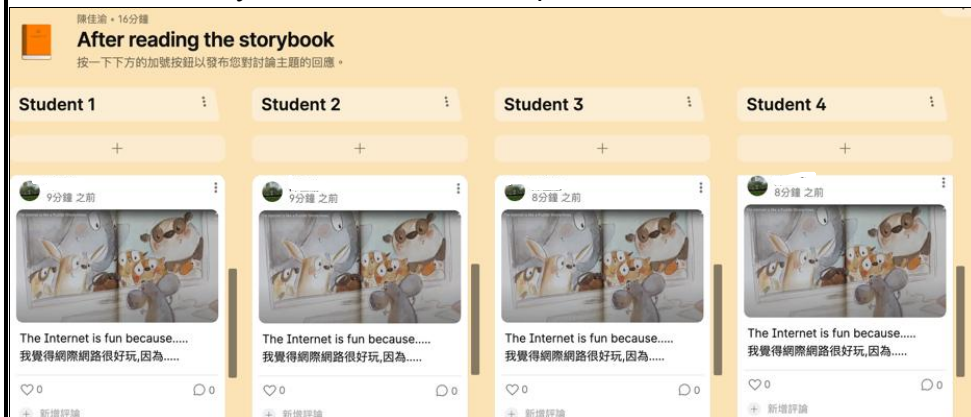
能參與課堂討論
活動

5-1

能參與課堂討論
活動

玩, 因為.....)

T: You can add your answer to the question No. 2 here.



T: Do you finish your answer to Question 2? Let's see the storywall.

Student 1, what's your answer?

S1: (唸出自己在故事牆上打字的答案)

T: How about Student 2, Student 3, and Student 4?

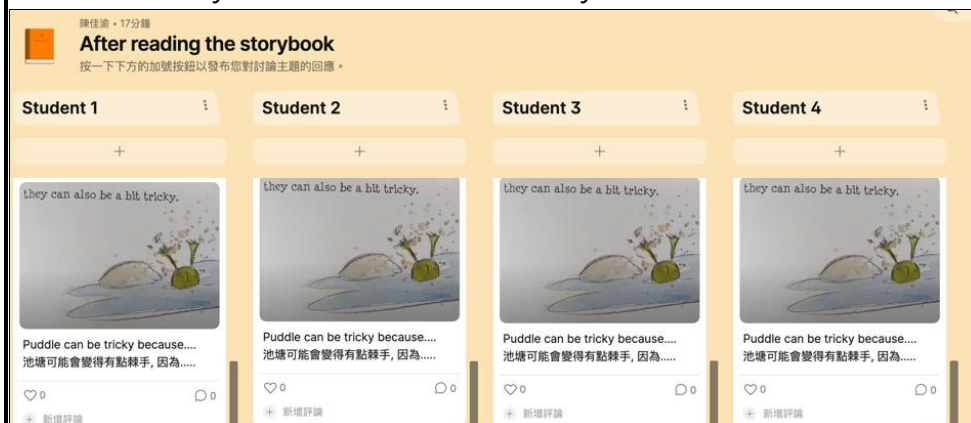
S2 S3 S4: (唸出自己在故事牆上打字的答案)

T: Next, in this picture, you can see a frog upside down in the water.

This the Question no. 3. The puddle can be tricky because...

(池塘可能會變得有點棘手, 因為.....)

T: Please add your answers on the storywall.



T: Let's see your answers.

S1: (唸出自己在故事牆上打字的答案)

T: How about Student 2, Student 3, and Student 4?

S2 S3 S4: (唸出自己在故事牆上打字的答案)

T: For the Question 4, The Internet can be tricky because....

網路可能會變得有點棘手, 因為.....)

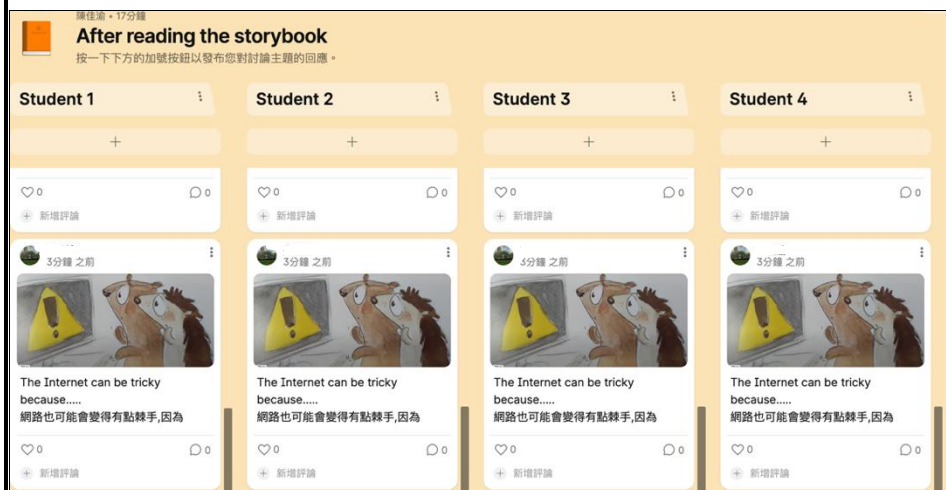
T: Please add your answers on the storywall for the Question 4

4-1

能用 Padlet 紀錄
與他人討論想法

6-1

能使用 Padlet 完
成學習單



T: Let's see your answers.

S1: (唸出自己在故事牆上打字的答案)

T: How about Student 2, Student 3, and Student 4?

S2 S3 S4: (唸出自己在故事牆上打字的答案)

T: You all did a great job.

T: So far, do you have any c

(2) Learning Reflection 學習反思

(補充：以下學生可以用英文或中文回答)

T: Can you tell me what we did today?

Ss: (回答中英文皆可)

T: Nice. Can you tell me what are the new words you learned today?

Ss: (回答中英文皆可)

T: Yes, we learned the words, the Internet and puddle.

T: Great. Can you tell me what are the English sentences we used today?

Ss: (回答中英文皆可)

T: Cool. We used the sentences: The Internet is _____. The puddle is _____.

T: Then, do you have any questions for me today?

Ss: (回答中英文皆可)

T: Okay. Thank you everyone.

4-1

能用 Padlet 紀錄
與他人討論想法


6-1

能使用 Padlet 完
成學習單

3-1

能比較{網路}與
{池塘}的相似處和
不同處

It's all for today. See you next time.



3-1
知道網路世界的
多元複雜性。

		4-9 能進行學習反思
--	--	----------------

評量內容與策略				
評量項目 \ 評量規準	A	B	C	D
英語聽說能力	能聽懂英文問題，並以正確流暢的英語表達回應。	能聽懂英文問題，並能以簡單英語回應。	似乎聽懂英文問題，能做出肢體或語言回應。	未能使用語言表達回應。
資訊科技工具使用能力	能流暢使用科技工具參與課堂活動。	能用大部分科技工具功能參與課堂活動。	能以部分科技工具功能參與課堂活動。。	未能使用科技工具功能參與課堂活動。

附件：教學簡報 (如附)