






Let's Save the Earth!





Get Ready



- ☐ bathroom
 - ☐ water bottle
 - ☐ Nearpod
 - ☐ Learn English
 - ☐ Have fun!!!!
- 
- 
- 
- 
- 

Get Ready

- ☒ bathroom
- ☐ water bottle
- ☐ Nearpod
- ☐ Learn English
- ☐ Have fun!!!!

Get Ready

☒ bathroom

☒ water bottle

☐ Nearpod

☐ Learn English

☐ Have fun!!!!

Get Ready

☒ bathroom

☒ water bottle

☒ Nearpod

☐ Learn English

☐ Have fun!!!!

Get Ready

- ☒ bathroom
- ☒ water bottle
- ☒ Nearpod
- ☒ Learn English
- ☐ Have fun!!!!

Get Ready

- ☒ bathroom
- ☒ water bottle
- ☒ Nearpod
- ☒ Learn English
- ☒ Have fun!!!!

Nearpod

Nearpod



<https://nearpod.com>

1. Enter Website



[Request a quote](#)

[Sign up for FREE](#)

[Log in](#)

However you teach, it's in Nearpod

Real-time insights into student understanding through interactive lessons, interactive videos, gamification, and activities — all in a single platform.

STUDENTS

Join a lesson

Enter *CODE*



TEACHERS

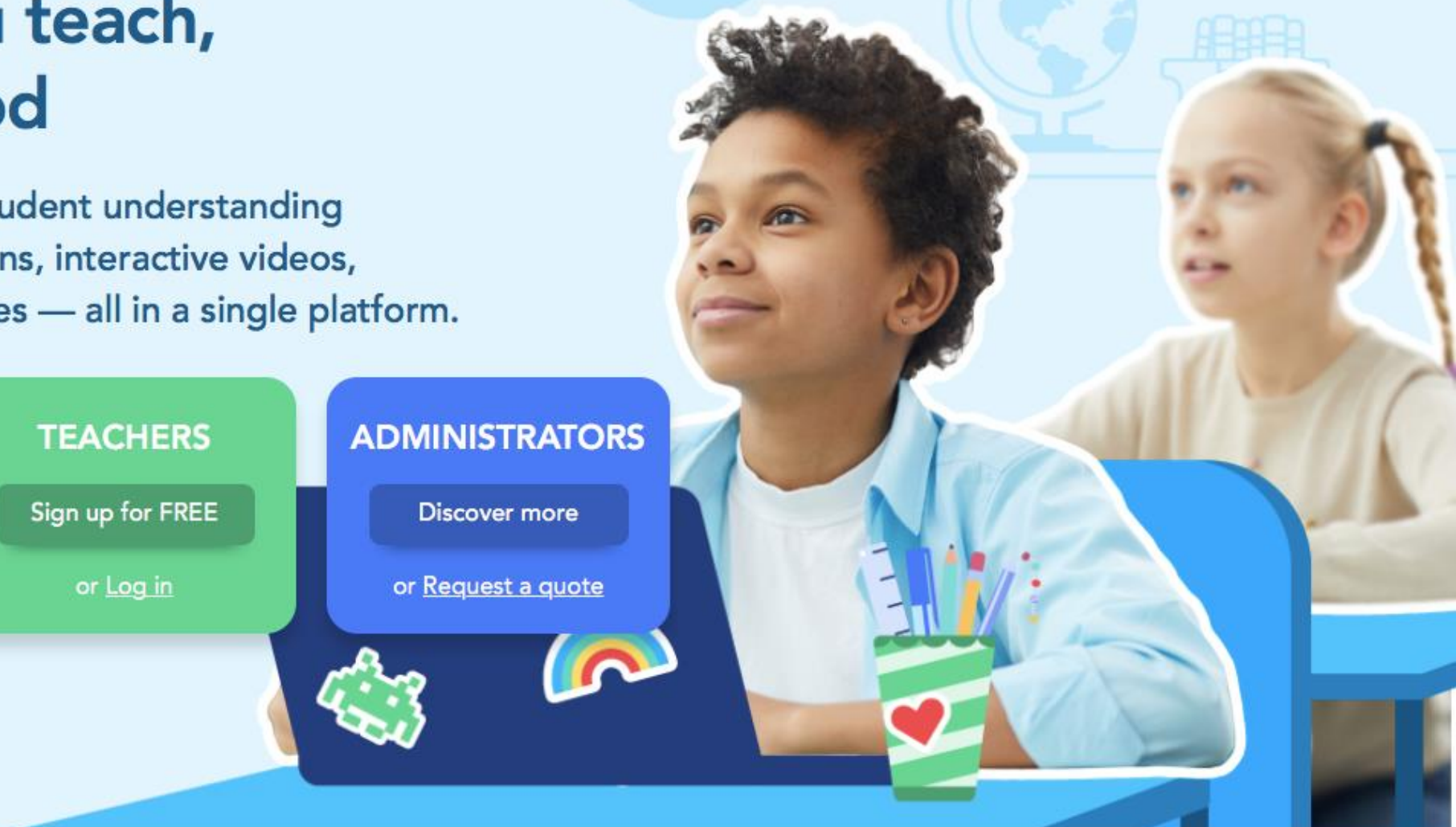
Sign up for **FREE**

or [Log in](#)

ADMINISTRATORS

[Discover more](#)

or [Request a quote](#)



2. Enter Code



Request a quote

Sign up for FREE

Log in

However you teach, it's in Nearpod

Real-time insights into student understanding through interactive lessons, interactive videos, gamification, and activities — all in a single platform.

STUDENTS

Join a lesson

Enter CODE



TEACHERS

Sign up for FREE

or [Log in](#)

ADMINISTRATORS

Discover more

or [Request a quote](#)

Welcome to Your Lesson

Full Name

Optional Nickname

Join Lesson

3. Type Full Name

Welcome to Your Lesson

Full Name

Asilan

Optional Nickname

Enter a nickname

Join Lesson

Welcome to Your Lesson

Full Name

Asilan

Optional Nickname

Enter a nickname

Join Lesson

Welcome to Your Lesson

Full Name

Asilan

Optional Nickname

Enter a nickname

Join Lesson

A Whale's Tale



What happen to the ocean?
What can we do?

Video

**If we reduce, reuse and recycle, we can live in
a cleaner, safer and happier environment**



Reduce

- Only buy what you need
- Choose products with less packaging
- Buy in bulk
- Look for items that you can re-use



Reduce means to minimise the amount of waste we create

Reuse

Reuse refers to using items more than once.

1. Refill a water bottle with water from home instead of buying a new one
2. Update your computer rather than throwing it out and getting a replacement
3. Ditch plastic bags and choose reusable, environmentally-friendly bags instead



Recycle

Recycle means putting a product to a new use instead of throwing it away.

Before you throw something away, think about whether all or part of it could be recycled.



Glass



Cardboard



Aluminium



Lead batteries

What can you do? I can _____.



REDUCE




REUSE






RECYCLE

Nearpod match

 nearpod

Slide 7 / 20

 <p>zero waste</p>		reduce
reuse		recycle

Info ^

Edit Share Preview Save Lesson

The 3 'R' s – Reduce, Reuse, Recycle – are all about minimising the amount of waste we produce, reusing products as much as we can, and remembering to recycle any materials that can be used for a new purpose.



Let's reduce plastic.

Let's recycle.

Let's reuse the paper.

REUSE



RECYCLE



REDUCE



Lesson 2

Song

REDUCE,
REUSE,
RECYCLE.



glass? plastic? paper? tin(metal)?





PAPER



TIN



PLASTIC



GLASS

What is it? It's a _____.

Is this a _____?




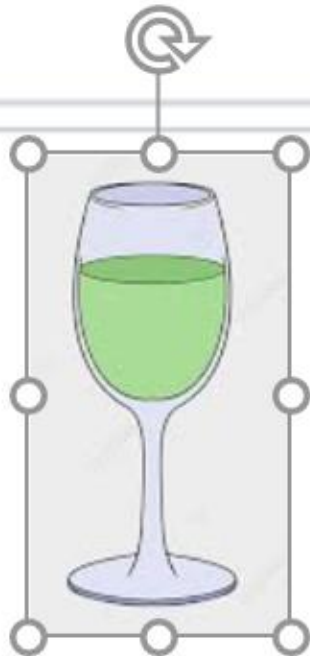
Yes, it is.

No, it isn't. It's a _____.



Nearpod match

09:33 ✓

tin		plastic	paper
	glass		

Nearpod Draw it



Sum up



Lesson 3






Let's Save the Earth!





Get Ready



- ☐ bathroom
 - ☐ water bottle
 - ☐ Nearpod
 - ☐ Learn English
 - ☐ Have fun!!!!
- 
- 
- 
- 
- 

Get Ready

- ☒ bathroom
- ☐ water bottle
- ☐ Nearpod
- ☐ Learn English
- ☐ Have fun!!!!

Get Ready

☒ bathroom

☒ water bottle

☐ Nearpod

☐ Learn English

☐ Have fun!!!!

Get Ready

- ☒ bathroom
- ☒ water bottle
- ☒ Nearpod
- ☐ Learn English
- ☐ Have fun!!!!

Get Ready

- ☒ bathroom
- ☒ water bottle
- ☒ Nearpod
- ☒ Learn English
- ☐ Have fun!!!!

Get Ready

- ☒ bathroom
- ☒ water bottle
- ☒ Nearpod
- ☒ Learn English
- ☒ Have fun!!!!



Review Game. Introduction

Time To Climb

BY nearpod

Choose your character



Choose your character



Choose your character



Question #1 of 10



Do not use plastic bags.
Use cloth or jute bags while shopping.

reduce

reuse

recycle

15

Asilan Chung

Question #1 of 10



Do not use plastic bags.
Use cloth or jute bags while
shopping.

reduce

reuse

recycle

15

Asilan Chung

Question #1 of 10



Do not use plastic bags.
Use cloth or jute bags while shopping.

reduce

reuse

recycle

15

Asilan Chung



Question #1 of 10



Do not use plastic bags.
Use cloth or jute bags while shopping.

reduce

reuse

recycle



Asilan Chung



Game time!

Enter Code



[Request a quote](#)

[Sign up for FREE](#)

[Log in](#)

However you teach, it's in Nearpod

Real-time insights into student understanding through interactive lessons, interactive videos, gamification, and activities — all in a single platform.

STUDENTS

Join a lesson

Enter *CODE*



TEACHERS

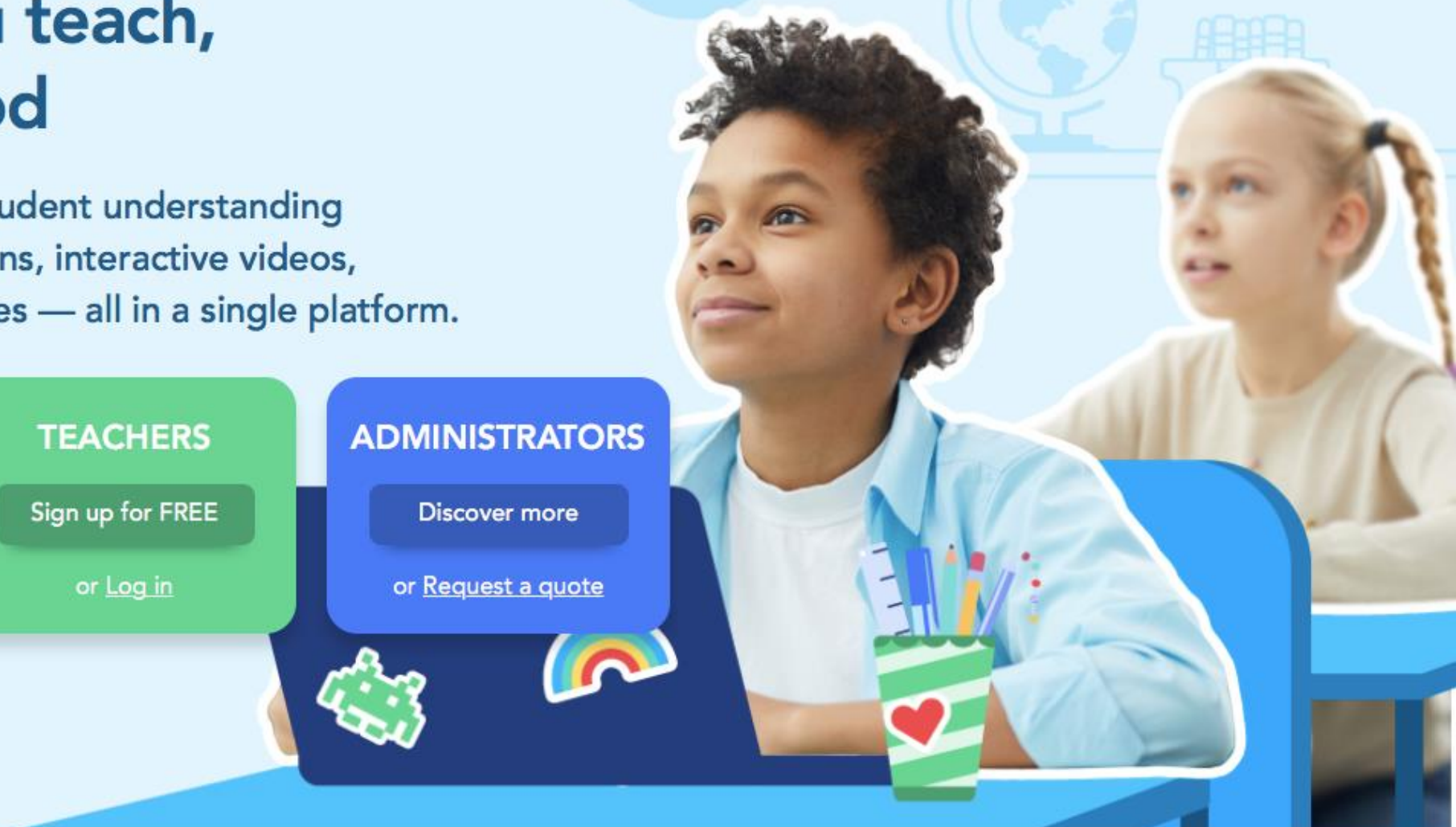
[Sign up for FREE](#)

or [Log in](#)

ADMINISTRATORS


[Discover more](#)

or [Request a quote](#)



Time To Climb

BY nearpod





Take a shower instead of a bath.

reduce

reuse

recycle

28

Asilan Chung

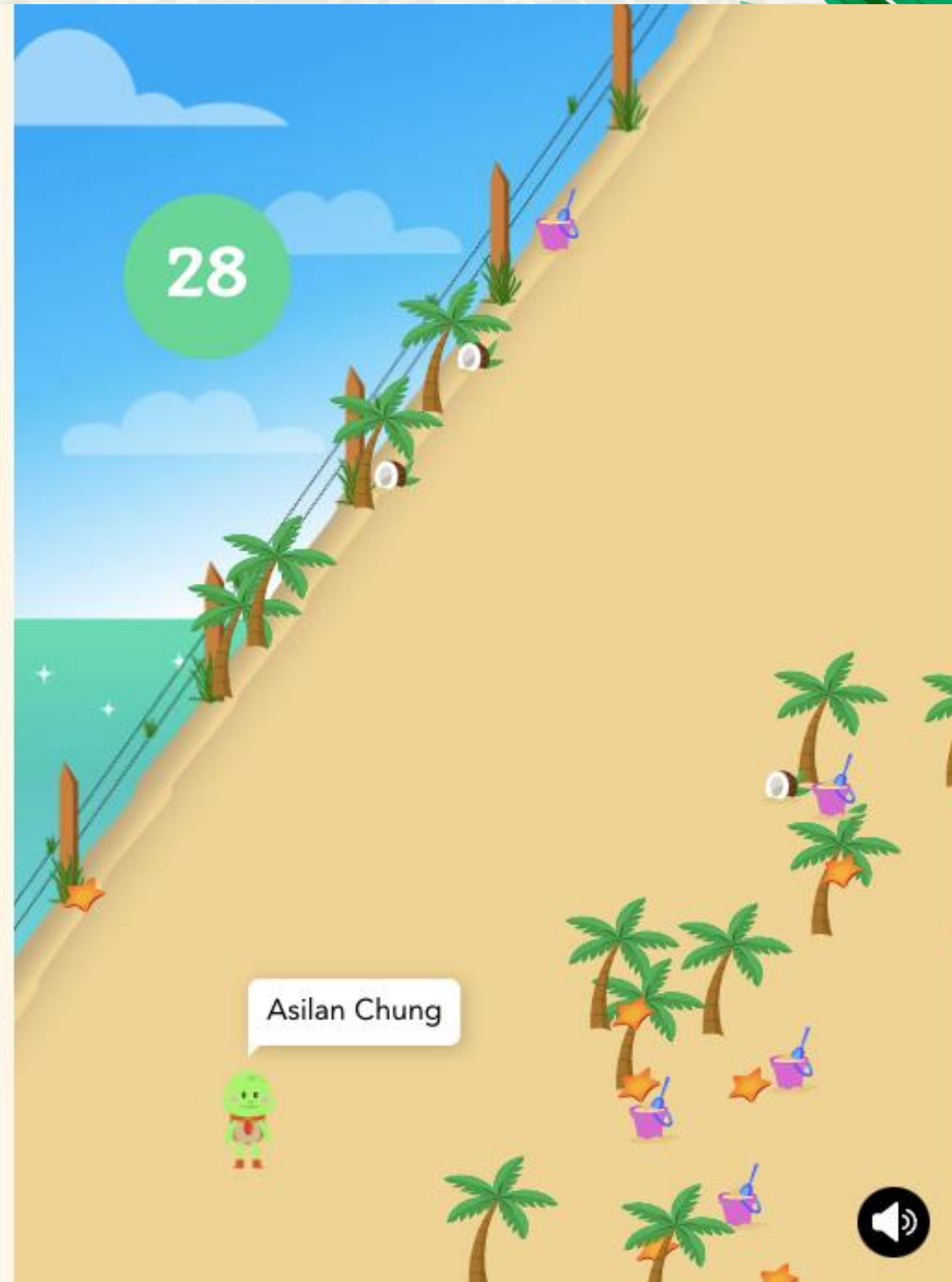


Give your old toys to others

reduce

reuse

recycle






Use ice cream sticks and old decorations to make a greeting card.

reduce

reuse

recycle





What can you do with a broken TV?

reduce

reuse

recycle

29

Asilan Chung



Talking about recycling, which category is it?

plastic

tin

glass

paper

15

A



Which category is it when you recycle tins?

plastic

tin

paper

glass

26

A



Which category is it while you go recycling?

tin

paper

plastic

glass

25

A



Which category of recycling is for bottles?

paper

tin

glass

plastic

28

A





Time to make a choice:
Do you choose 3R or 3N?

Select all answers that apply

☐

3N: No, no, no, I don't care at all.

☐

3R: reduce, reuse, recycle

25

Asilan Chung



Congratulations!




2

E
2921 Points

1

Asilan Chung
6018 Points

3

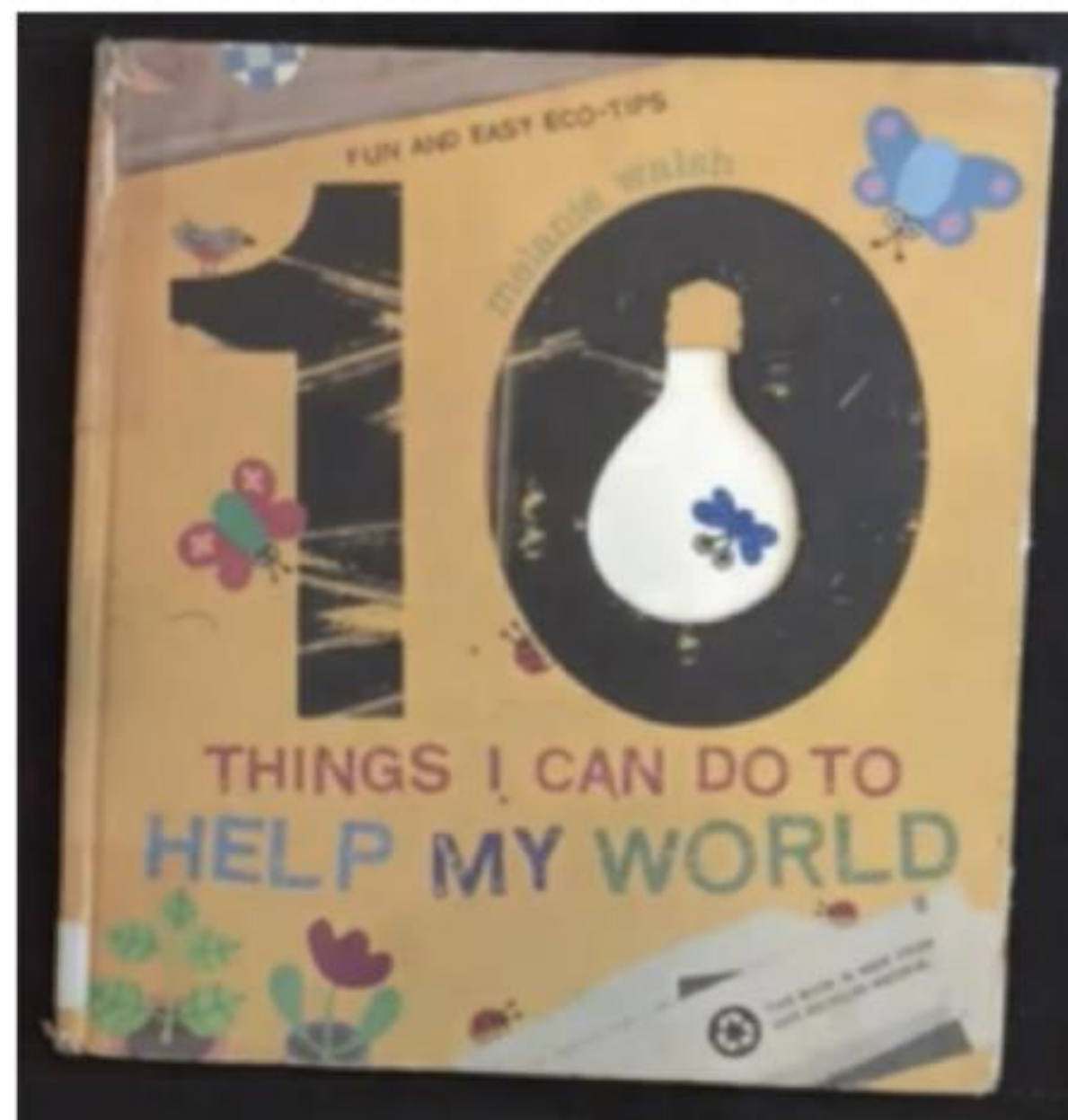


Storybook + Jamboard

Jamboard



10 Things I Can Do To Help My World





to turn off the light
when I leave the room.

Turning off lights and using more efficient light bulbs
always saves valuable energy



Reduce	Reuse	Recycle
		

to turn off the light
when I leave the room.

I use . . .



both sides of the paper.

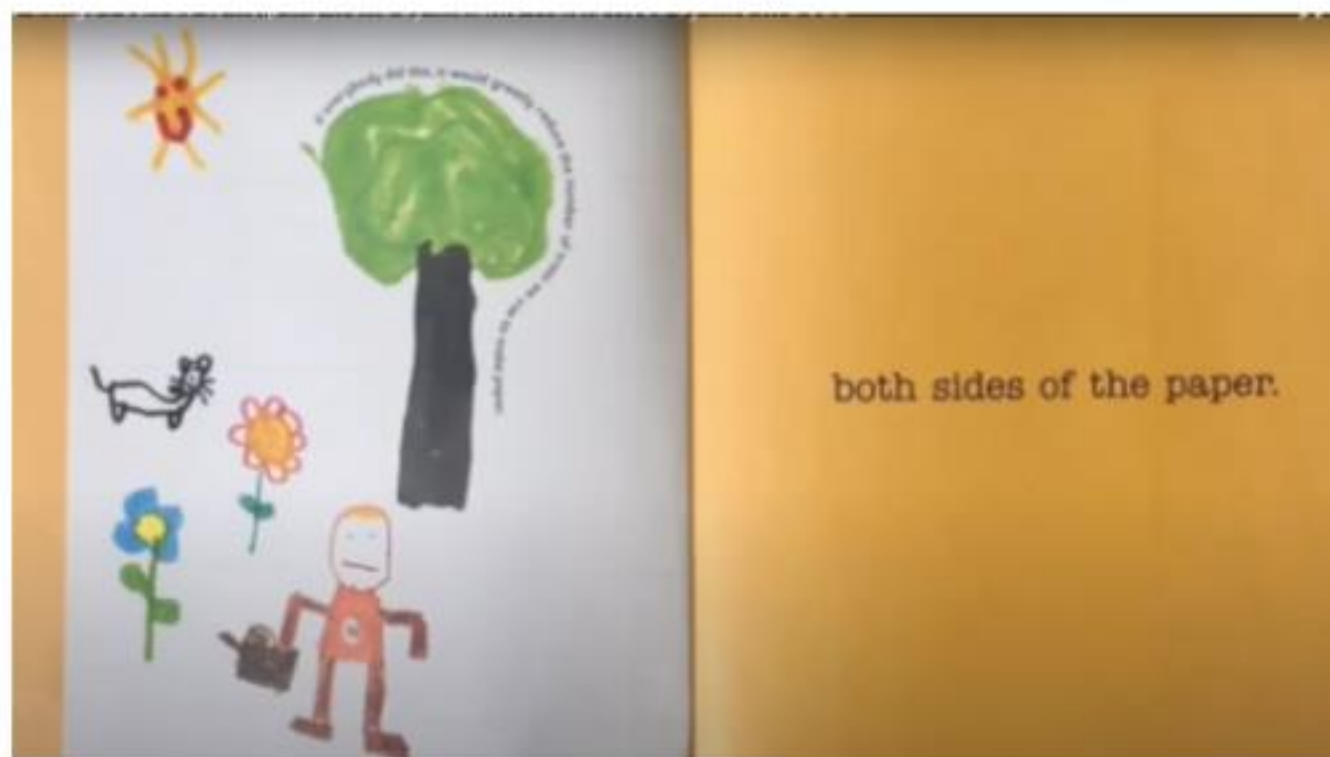




Reduce

Reuse

Recycle









Reduce

Reuse

Recycle





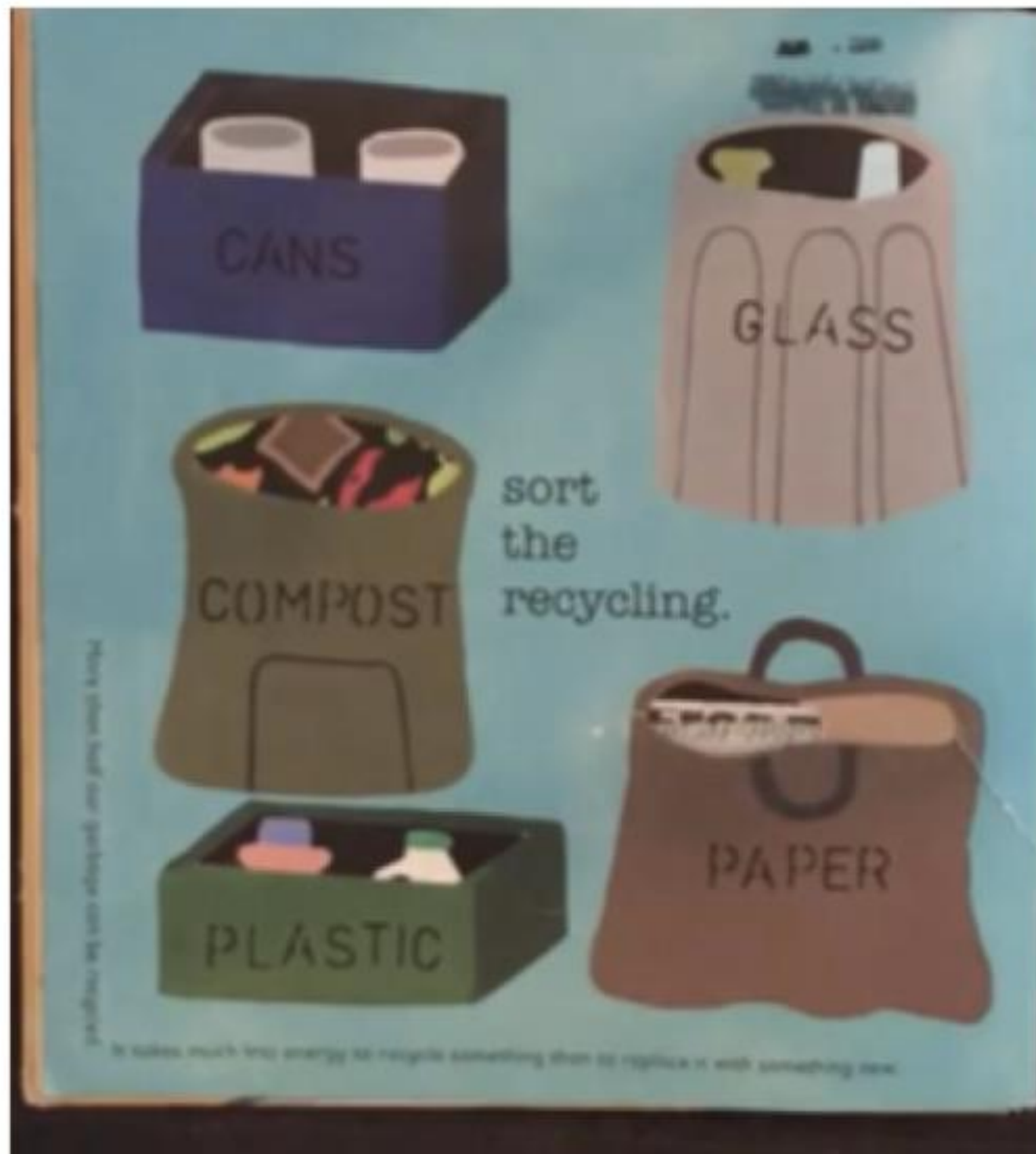
Reduce

Reuse

Recycle









Reduce

Reuse

Recycle





Mottaina Grandma



Case 1



Reduce	Reuse	Recycle
--------	-------	---------

Draw your
solutions here!




Reduce	Reuse	Recycle
--------	-------	---------




快點！！！！





Case 2



Reduce	Reuse	Recycle
--------	-------	---------

Draw your
solutions here!

Reduce

Reuse

Recycle



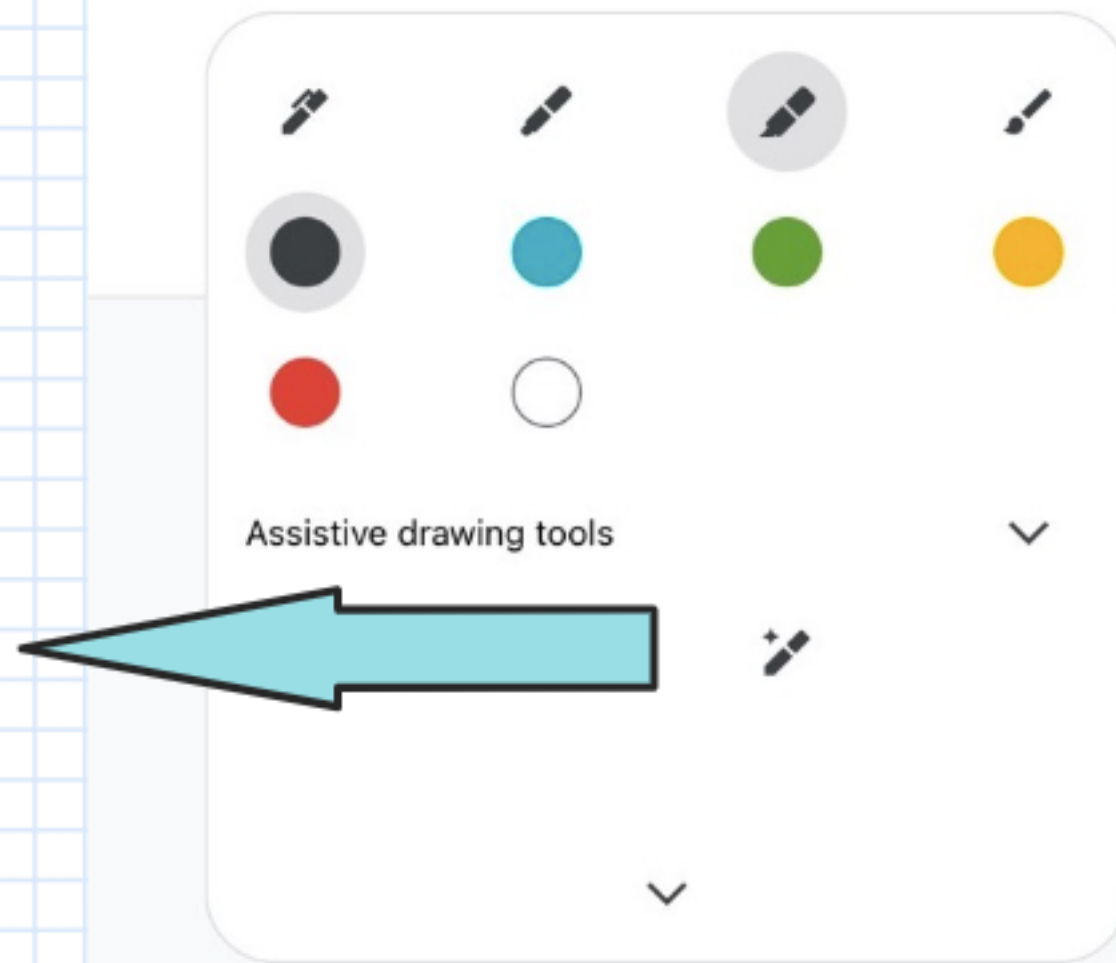
Let's make it into "Rainbow Pencils!"


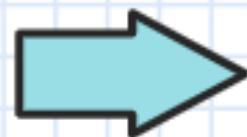
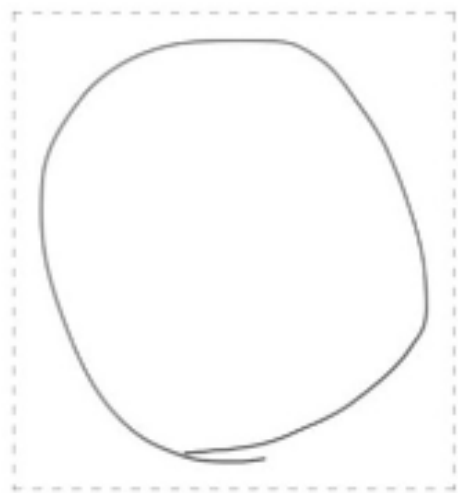


32 燈 黃 綠 藍 紫 棕 黑
「把這七枝鉛筆頭綁成一圈的話，
會變成什麼啊？」




Auto draw





Do you mean:



×



+

Do you mean:



×



+



Do you mean:



Grouping



Classroomscreen



Piggy

Choose

Group 1: Louis & Piggy
Group 2: Dolphinic Angela

G1: Classroom
G2: Kitchen



15:00



Discussion 討論全部題目

Answer
2 questions



1 draw for
2 questions



1 draw for
2 questions

Presentation 分享時間



background
d



random
name



dice



sound level



media



qr code



draw



text



work
symbols



traffic light



timer



stopwatch



clock



calendar



Discussion 討論全部題目

Answer
2 questions
together



1 St
edit
2 questions



1 St
edit
2 questions

Presentation 分享時間



Time for Discussion



Time for Discussion

Group 1

Question 1





dry it first!



orange
bath!



Question 1

Reuse

Reduce



Classroom



Question 2

Reduce

Reuse

Recycle



Question 3

Reduce

Reuse

Recycle



Question 4

Reduce

Reuse

Recycle

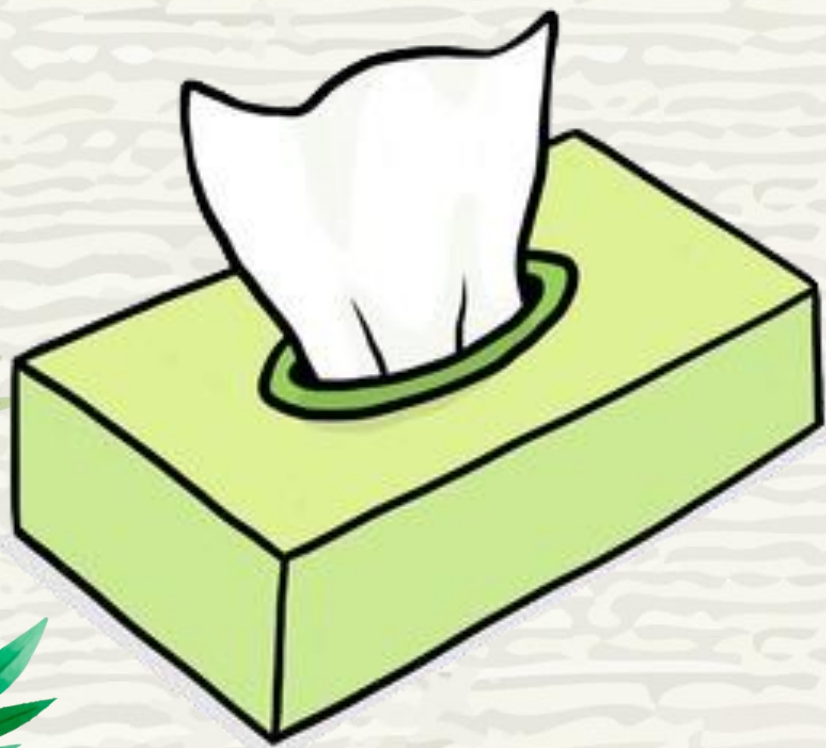


Question 5

Reduce

Reuse

Recycle

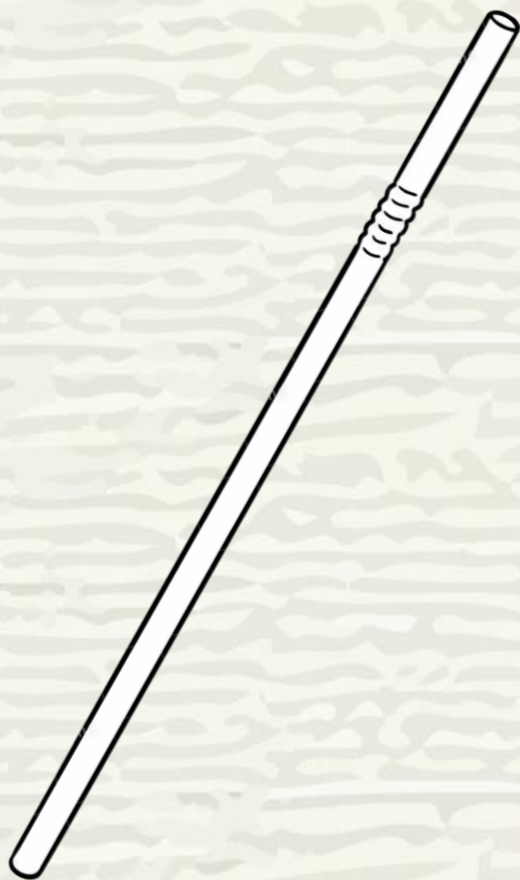


Question 6

Reduce

Reuse

Recycle






Time for Discussion

Group 2

Question 1

Radish
head!







Question 1

Reduce

Reuse

Recycle



Home: Kitchen



Question 2

Reduce

Reuse

Recycle



Question 3

Reduce

Reuse

Recycle



Question 4

Reduce

Reuse

Recycle



Question 5

Reduce

Reuse

Recycle




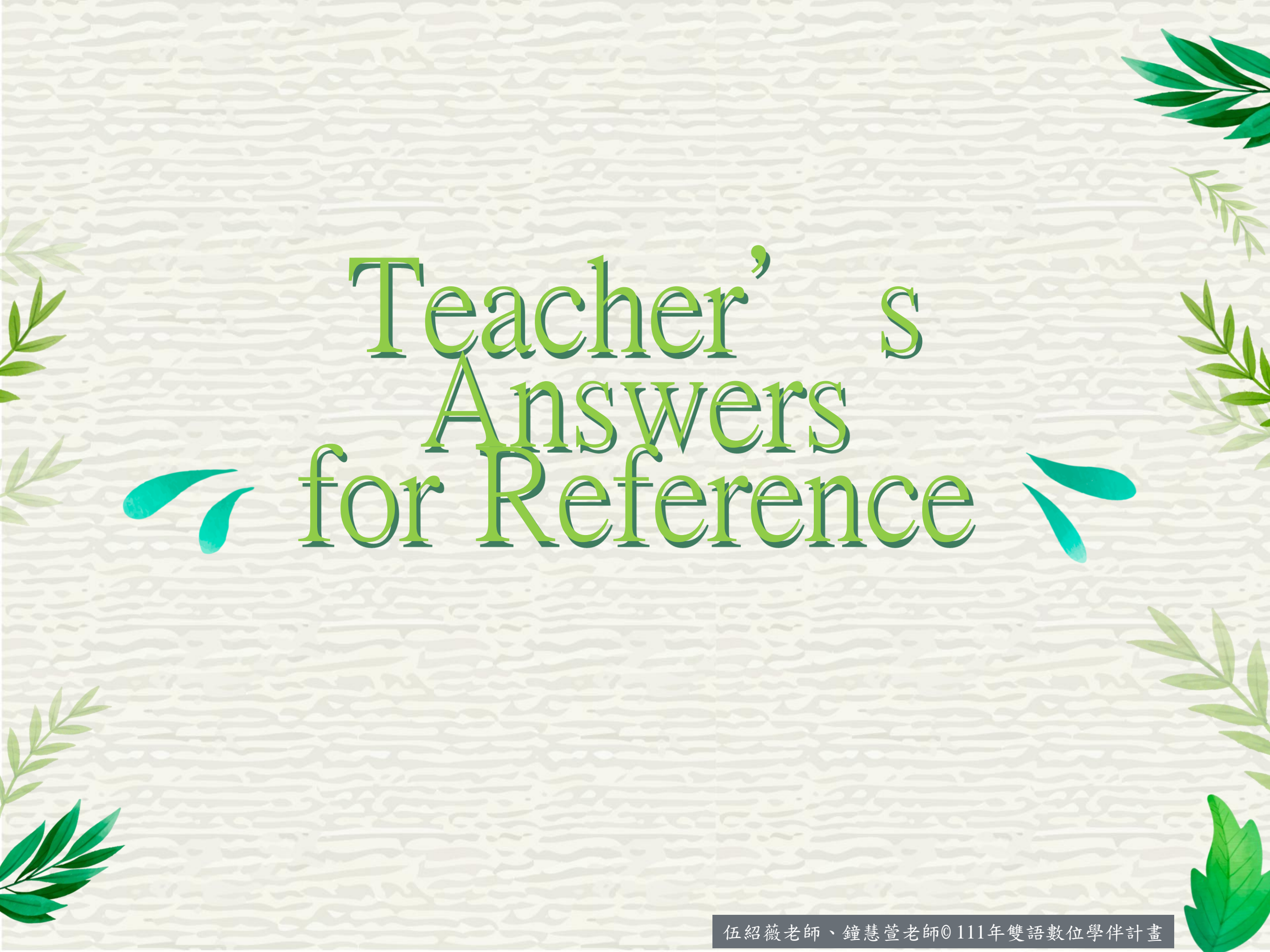
Question 6

Reduce

Reuse

Recycle





Teacher's Answers for Reference

G1 Question 1

Reduce

Reuse

Recycle



G1 Question 2

Reduce

Reuse

Recycle



G1 Question 3

Reduce

Reuse

Recycle



G1 Question 4

Reduce

Reuse

Recycle


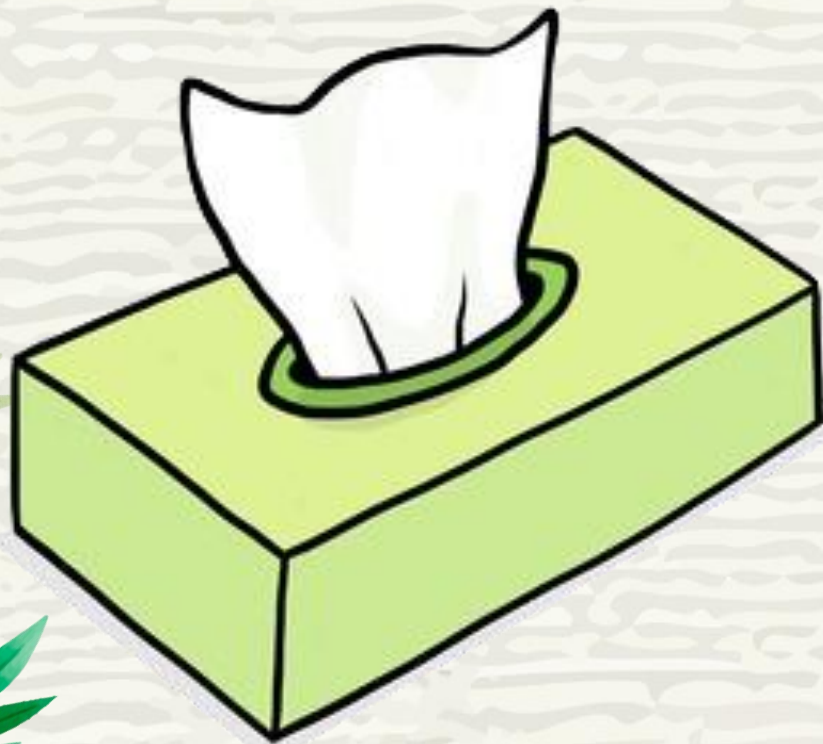


G1 Question 5

Reduce

Reuse

Recycle




G1 Question 6

Reduce

Reuse

Recycle



G2

Question 1

Reduce

Reuse

Recycle



G2

Question 2

Reduce

Reuse

Recycle



G2

Question 3

Reduce

Reuse

Recycle



G2

Question 4

Reduce

Reuse

Recycle



G2

Question 5

Reduce

Reuse

Recycle



G2

Question 6

Reduce

Reuse

Recycle



Lesson 4

Cha Cha Dance



Do you remember this?

The image shows a screenshot of a digital poll interface. At the top left, there is a small image of a globe and a search icon. To its right, the text reads: "Time to make a choice: Do you choose 3R or 3N?". Below this, the instruction "Select all answers that apply" is displayed. There are two answer options, each with a checkbox: "3N: No, no, no, I don't care at all." and "3R: reduce, reuse, recycle". A large white speech bubble with a black border is overlaid on the poll, containing the text "What would happen if I choose 3N?". The background of the poll interface is a light green landscape with trees and a blue sky. In the bottom right corner, there is a small penguin icon and the name "Asilan Chung".

Time to make a choice:
Do you choose 3R or 3N?

Select all answers that apply

What would happen
if I choose 3N?

3N: No, no, no, I don't care at
all.

3R: reduce, reuse, recycle


Asilan Chung

Nearpod Video Questions

Eyes up front!

The video will play on your teacher's device. Come back here when it's time for an activity.

Video 1 : Q1

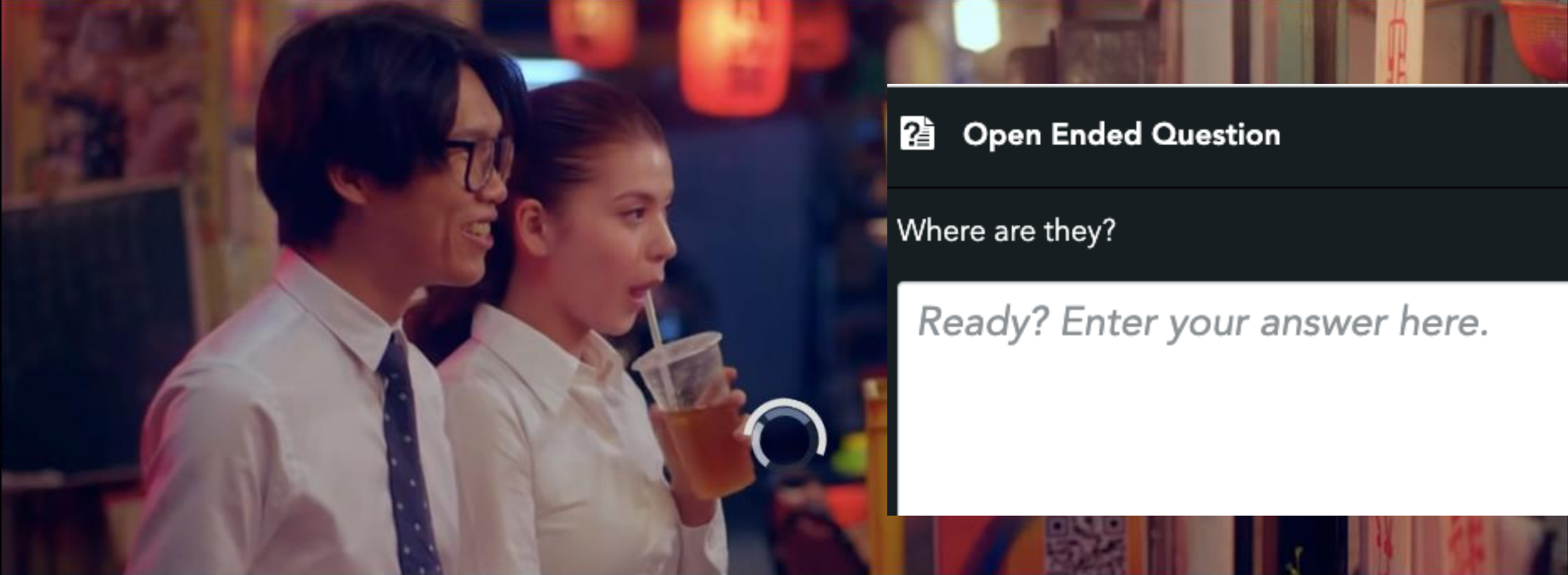
nearpod


Menu ▾

CODE: HRVDS ↗

Student Teacher


Whiteboard




 **Open Ended Question**




Where are they?

Ready? Enter your answer here.



 **Open Ended Question**

Where are they?


 0:06 / 0:31

  Interactive Mode 

L4 videos

Video 1 : Q2


 nearpod


Menu ▾

CODE: HRVDS ↗

Student Teacher

Whiteboard




 **Multiple Choice Question**


What dish does the owner serve them?




☐ A. Fish and shrimp

☐ B. Plastic and caps



 **Multiple Choice Question**

What dish does the owner serve them?

 0:17 / 0:31

  Interactive Mode 

L4 videos

Video 1 : Q3



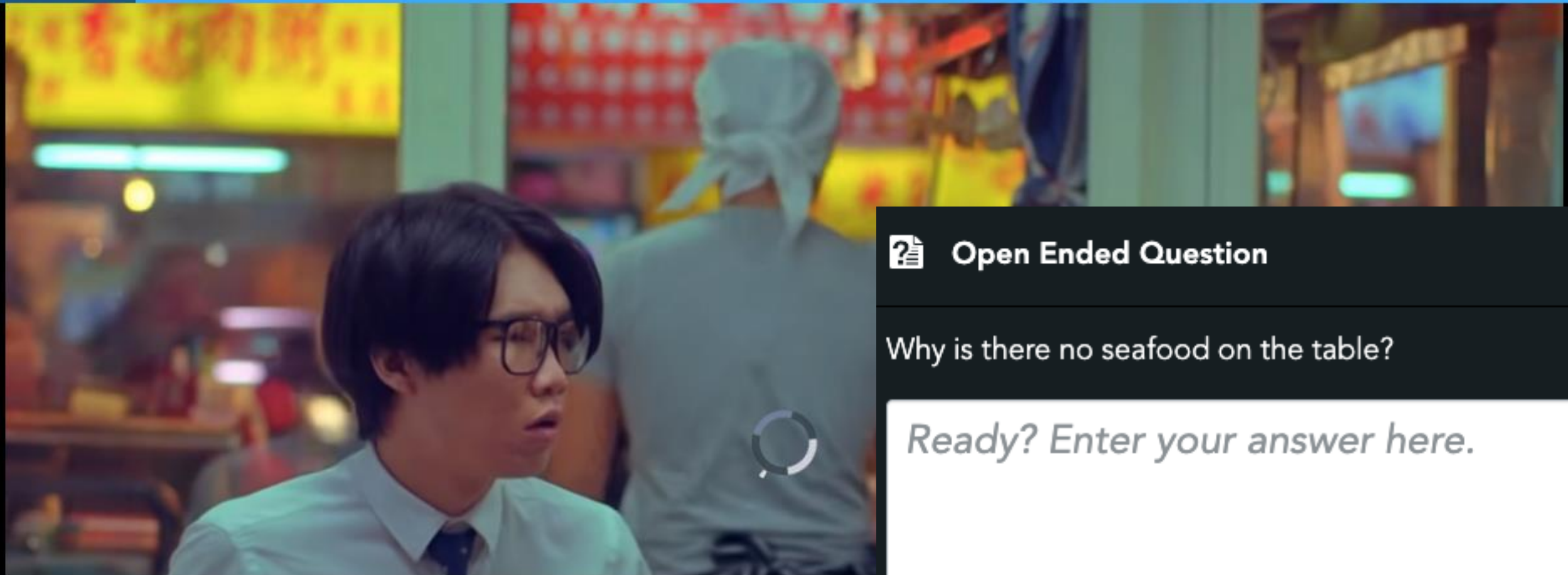
Menu ▼

CODE: HRVDS ↗

Student

Teacher

Whiteboard




Open Ended Question

Why is there no seafood on the table?

Ready? Enter your answer here.

Open Ended Question

Why is there no seafood on the table?




0:19 / 0:31

▶ 🔊 Interactive Mode ☒

L4 videos



Video 1 : Q4


 nearpod


Menu ▼

CODE: HRVDS ↗

Student Teacher

Whiteboard




 **Multiple Choice Question**


How do they feel?




☐ A. They feel shocked.

☐ B. They feel happy.



 **Multiple Choice Question**

How do they feel?

 0:23 / 0:31

  Interactive Mode 

L4 videos

Video 1 : Q5



Menu ▼

CODE: HRVDS

Student

Teacher

Whiteboard

保護下一代
少用塑膠

Multiple Choice Question

Guess! Do they love the Earth? How can you tell?

- ☐ A. Yes, they do.
- ☐ B. No, they don't.

Multiple Choice Question

Guess! Do they love the Earth? How can you tell?

0:26 / 0:31

Interactive Mode

L4 videos



Video 2 : Q1


nearpod

Menu ▼

CODE: HRVDS ↗

Student Teacher

Whiteboard



 **Multiple Choice Question**

What do you see in the ocean?

☐ A. Beautiful coral reef

☐ B. Trash


 **Multiple Choice Question**

What do you see in the ocean?


 0:12 / 0:36

  Interactive Mode 

L4 videos

Video 2 : Q2

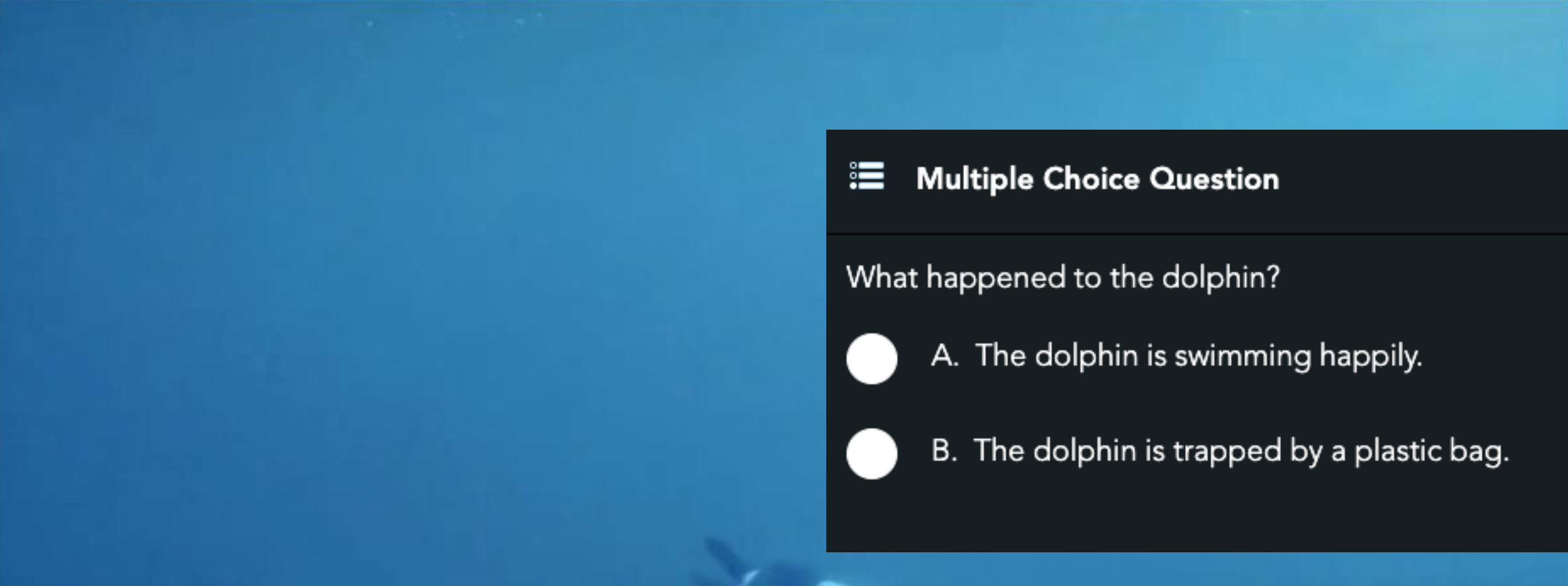
 nearpod


Menu ▼

CODE: HRVDS ↗

Student Teacher

Whiteboard




 **Multiple Choice Question**


What happened to the dolphin?




☐ A. The dolphin is swimming happily.

☐ B. The dolphin is trapped by a plastic bag.



 **Multiple Choice Question**

What happened to the dolphin?

 0:16 / 0:36

  Interactive Mode 

L4 videos

Video 2 : Q3



Menu ▼

CODE: CA7ZX ↗

Student

Teacher

Whiteboard




Multiple Choice Question

What is the sea turtle eating?

- ☐ A. Seaweed
- ☐ B. Plastic bag

Multiple Choice Question

What is the sea turtle eating?



▶ 🔊 Interactive Mode ☒

L4 videos



Video 2 : Q4



Menu ▼

CODE: CA7ZX ↗

Student


Teacher

Whiteboard





 Open Ended Question

Why there are so many plastic bags in the ocean and the beach?



0:29 / 0:36

  Interactive Mode ☒

L4 videos



Video 2 : Q5



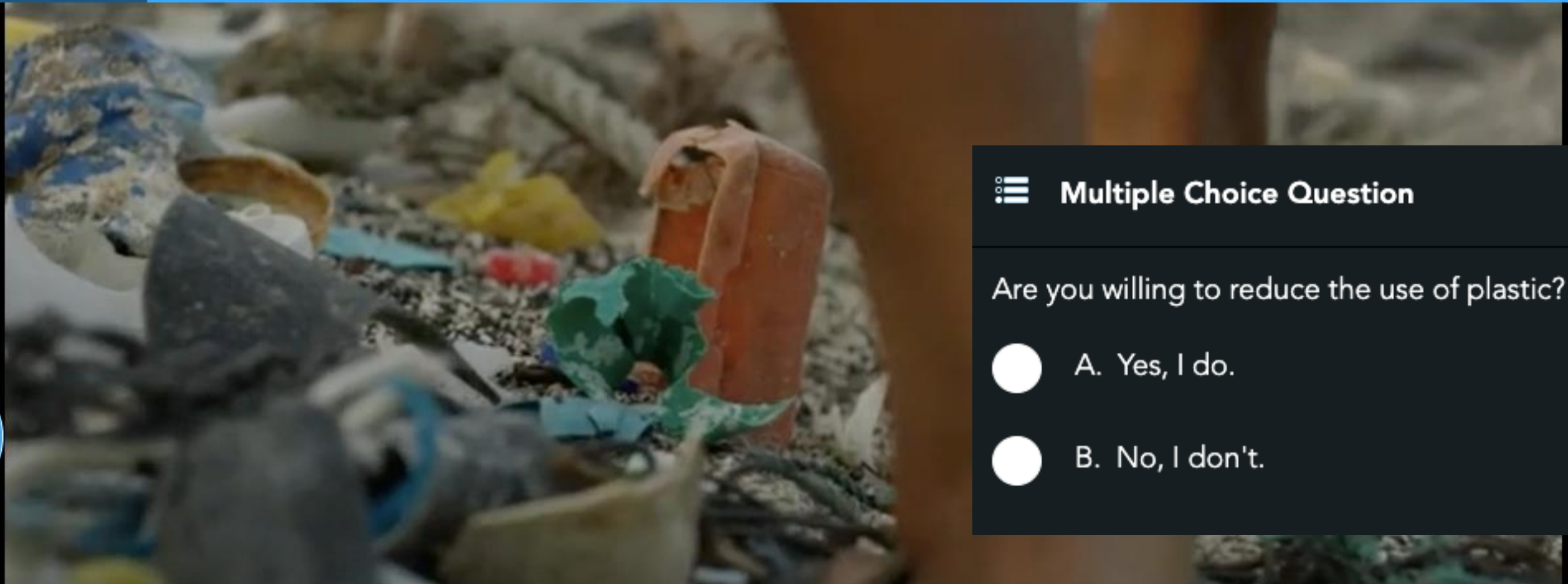
Menu ▼

CODE: ACF4U ↗

Student

Teacher

Whiteboard



Multiple Choice Question

Are you willing to reduce the use of plastic?

- ☐ A. Yes, I do.
- ☐ B. No, I don't.

Multiple Choice Question

Are you willing to reduce the use of plastic?

0:33 / 0:36

▶ 🔊 Interactive Mode ☒

L4 videos



WHAT CAN WE DO!?!?!?



Let's call EVERYONE
to do 3R!



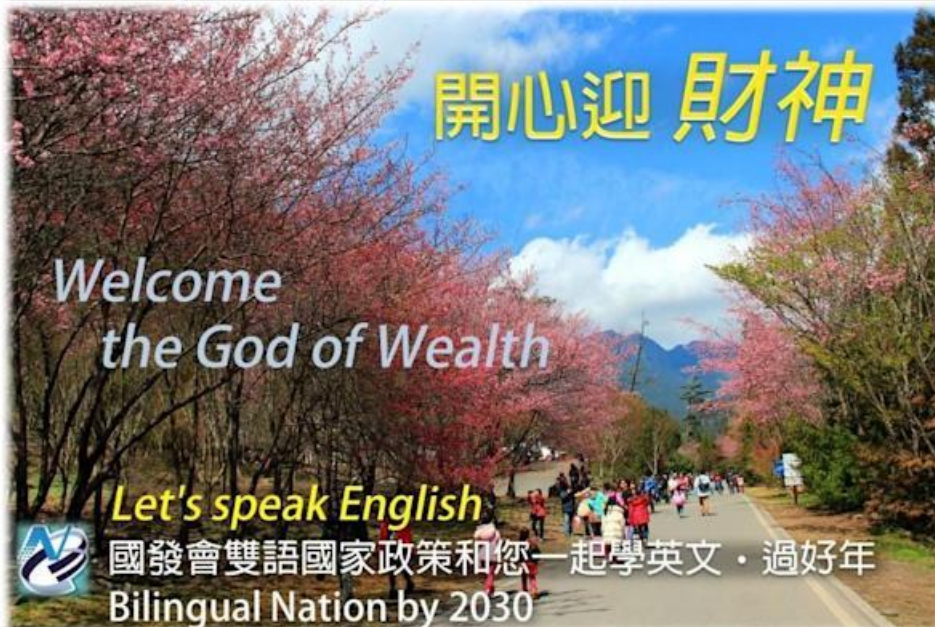
Let's
reduce!!!
Let's
reuse!!!
Let's
recycle!!!

Let's call EVERYONE
to do 3R by.....



Greeting cards

早安圖（雙語版）



Jamboard




Teacher's Example



Teacher's Example

Good evening! 晚上好！

Remember to
turn off the light
記得隨手關燈



Teacher's Example



Teacher's Example

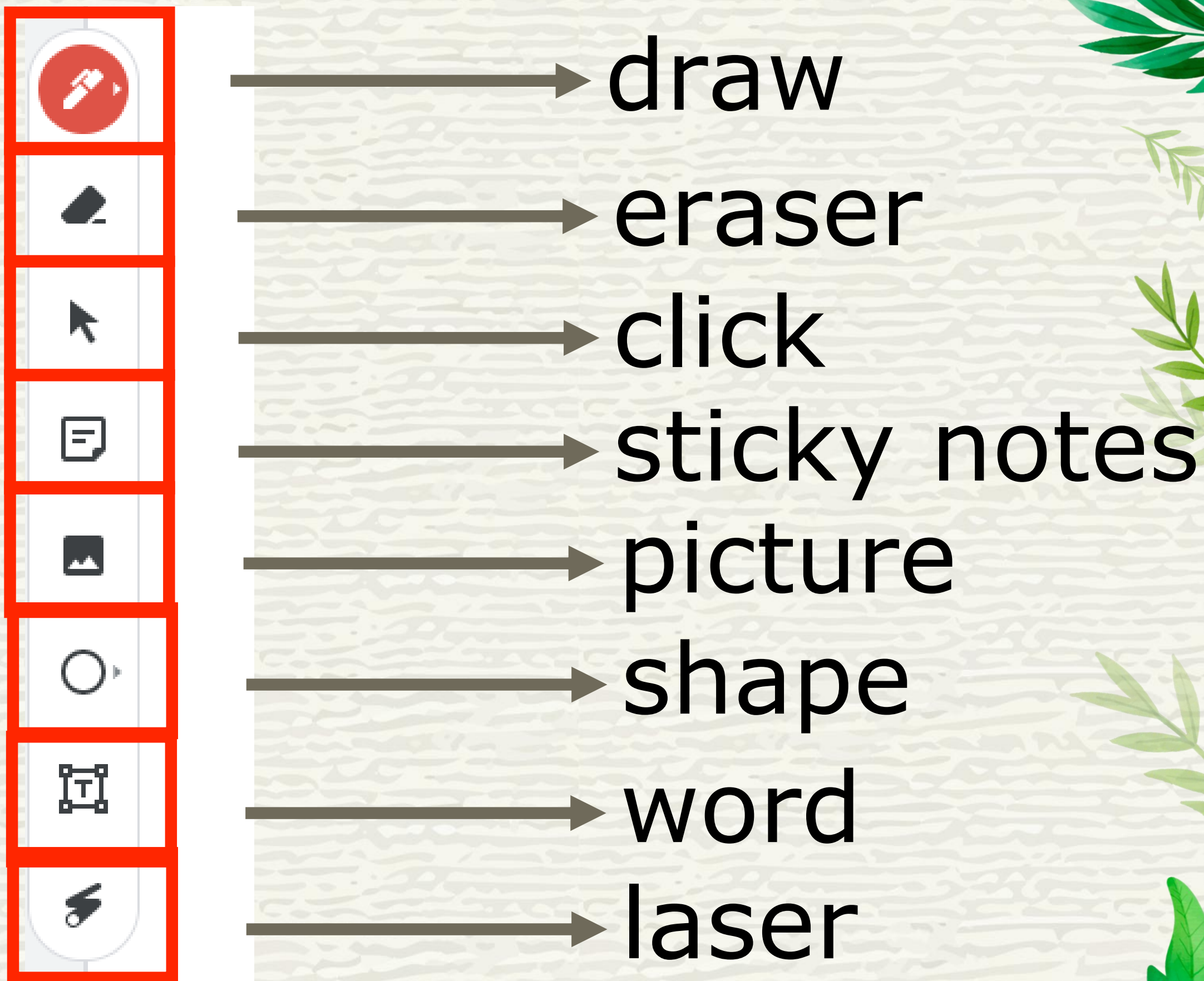
Good
afternoon.....

Let's
reuse.....



下午
好.....

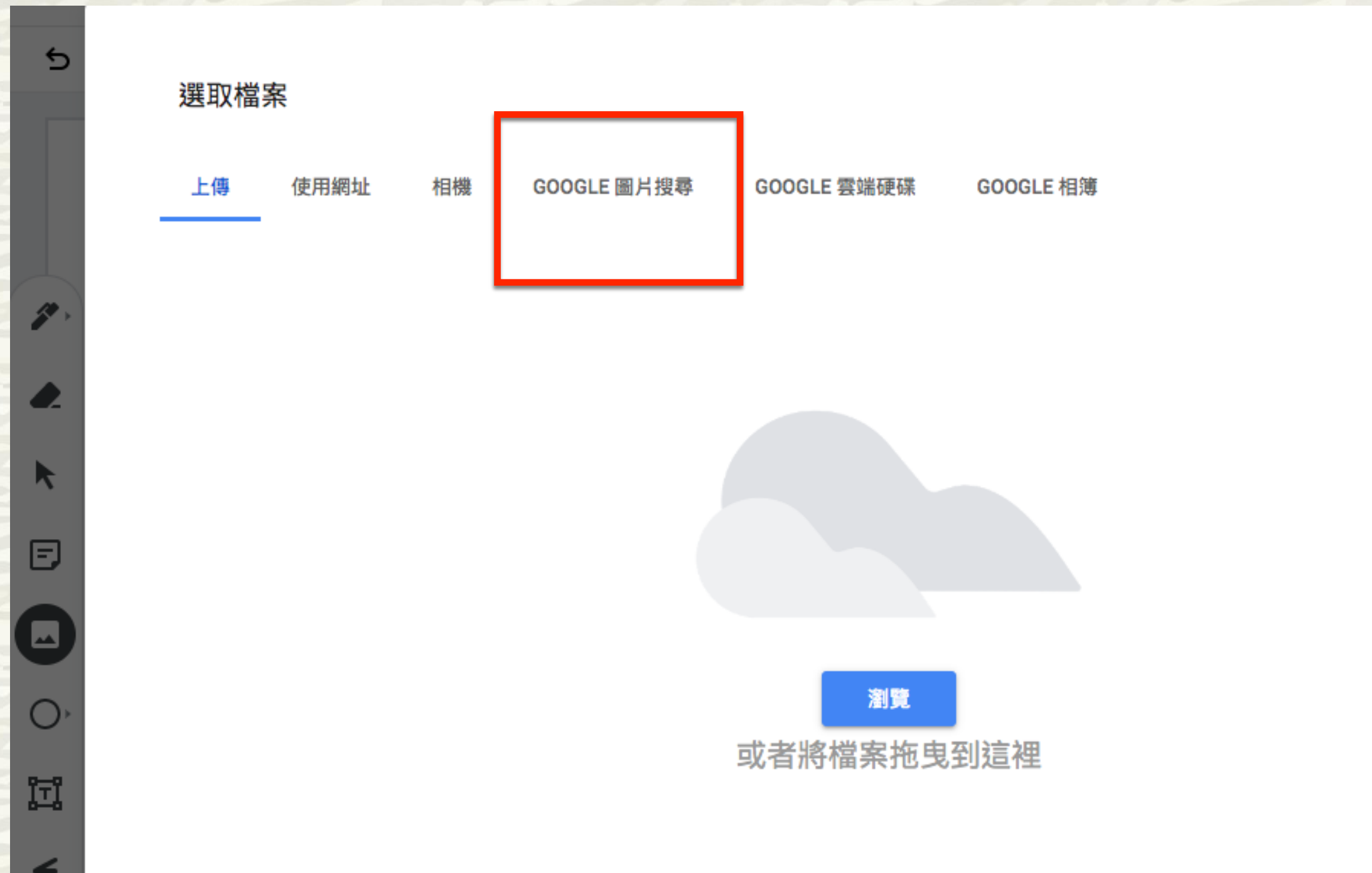
一起重
複使用
物品.....



Tip 1 : background



Tip 2 : google



選取檔案

🔍 搜尋圖片



上傳

使用網址

相機

GOOGLE 圖片搜尋

GOOGLE 雲端硬碟

GOOGLE 相簿

earth background 地球背景
kitchen cartoon 廚房 卡通圖
happy emoji 微笑 臉



你只能選擇自己確定有權使用的圖片。 [瞭解詳情](#)

Time to design!



Evaluation

Peer Evaluation Sheet

A

Peer Evaluation Sheet

1-3 points for each column

Name: **Piggy**

Your Name	Read and Grade		Total points
Name	1-3	Use 3Rs in the mission	?
	1-3	Use 3Rs in the Greeting Card	
	1-3	Well-designed mission and greeting card	

Self evaluation

B

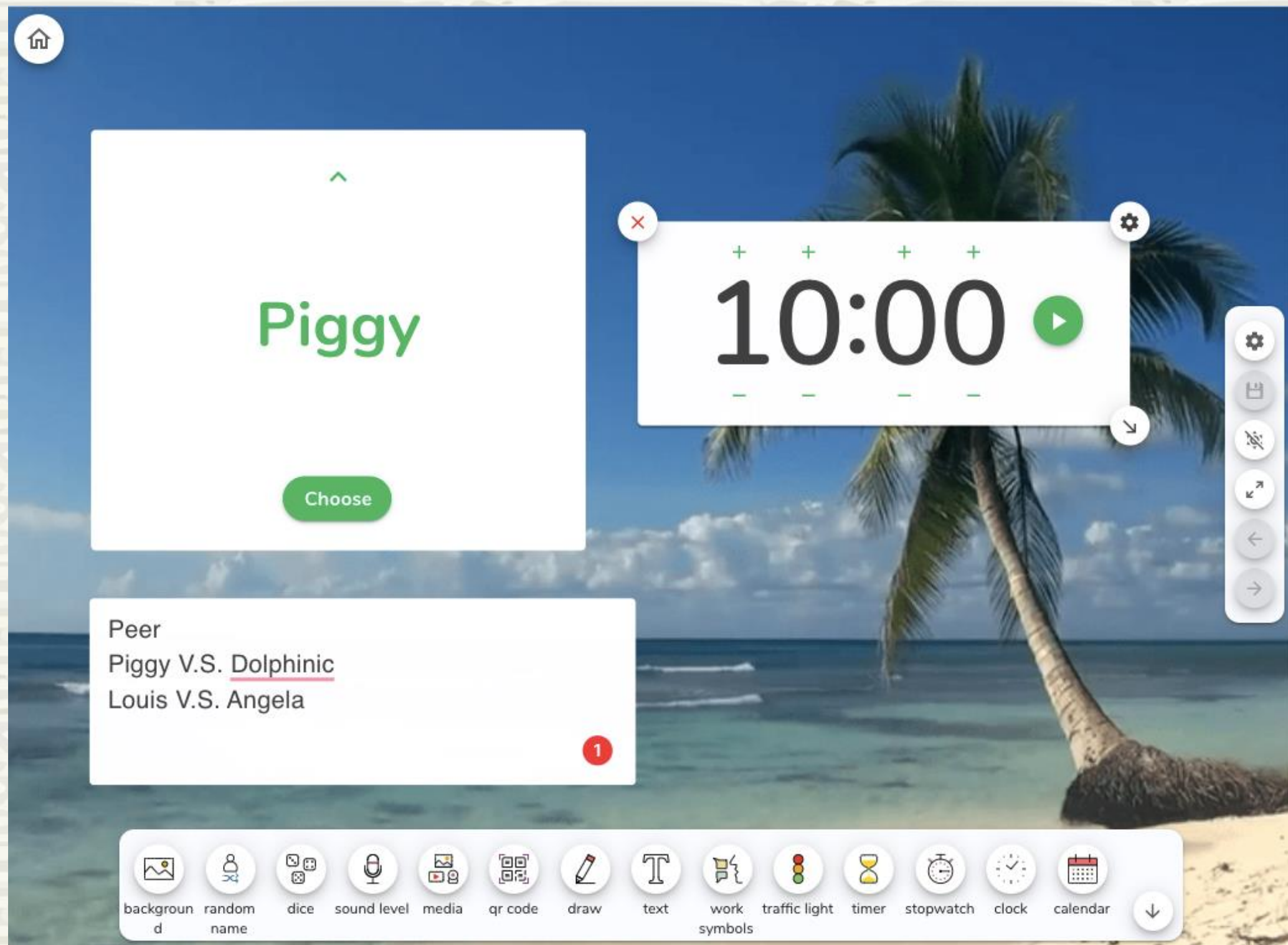
Self Evaluation Sheet

1-3 points for each column

Name: **Piggy**

	Read and Grade		Total points
Self-evaluation	1-3	I learn 3Rs and I can use them at school and home.	?
	1-3	I enjoy the mission and making the greeting card.	
A+B Total points			?

Who's your peer?



(1) Peer

Find the yellow notes!

A Peer Evaluation Sheet
1-3 points for each column

Name: **Piggy**

Your Name		Read and Grade	Total points
Name	1-3	Use 3Rs in the mission	
	1-3	Use 3Rs in the Greeting Card	?
	1-3	Well-designed mission and greeting card	

(2) Self evaluation

Find the green notes

B Self Evaluation Sheet 1-3 points for each column		
Name: Piggy		
	Read and Grade	Total points
Self-evaluation	1-3 I learn 3Rs and I can use them at school and home.	?
	1-3 I enjoy the mission and making the greeting card.	
A+B Total points		?

(3) A + B total points

B

Self Evaluation Sheet

1-3 points for each column

Name: **Piggy**

	Read and Grade		Total points
Self-evaluation	1-3	I learn 3Rs and I can use them at school and home.	?
	1-3	I enjoy the mission and making the greeting card	
A+B Total points			?

Did you
save the earth?



Did you
save the earth?



1 to 5 points



5 to 10 points

Did you
save the earth?



10 to 15
points

Save & Send



更多動作



設定背景

清除畫面



重新命名



下載為 PDF



將畫面儲存為圖片



移除

建立副本

查看說明

提供意見給 Google

查看版本記錄



Let's reduce
plastic bags.
一起來減少塑膠
袋的使用

Don't fo
今

ay!

Well done!

